

Annual Accounts

For FY 2015-16

Of


KPTCL & ESCOMs' New Defined
Contributory Pension Scheme


KPTCL & ESCOMs' NDCPS CELL
Balance Sheet as at 31st Mar 2016


Amount in ₹.

SL No	Particulars	Schedule No	A/c Group	As at 31-3-2016		As at 31-3-2015			
I SOURCES OF FUNDS :-									
1	Pension Contribution by KPTCL/ESCOMS	1	52	593 90 55 547	593 90 55 547	466 72 28 022	466 72 28 022		
2	Income & Expenditure A/c	2	58						
	a) 2007-08 to 2014-15			107 45 05 386		66 75 17 733			
	b) For the year			78 29 06 564	185 74 11 950	40 69 87 653	107 45 05 386		
TOTAL				779 64 67 497	779 64 67 497	574 17 33 408	574 17 33 408		
II APPLICATION OF FUNDS :-									
1	Investments with Banks	3	20						
	Andhra Bank							22 53 00 000	
	Corporation Bank					25 62 50 000		31 95 80 000	
	Punjab National Bank					3 83 00 000		8 67 00 000	
	State Bank of Mysore					1 42 00 000		126 87 50 000	
	Syndicate Bank							28 40 00 000	
	Bank of India					1 47 00 000		41 62 00 000	
	Vijaya Bank					241 76 00 000		181 56 00 000	
	Indian Bank							36 01 00 000	
	Central Bank of India					12 09 50 000		20 89 00 000	
	UCO Bank					6 51 00 000		14 18 00 000	
	Allahabad Bank					87 13 00 000		9 80 00 000	
	State Bank of Patiala							33 23 00 000	
	Dena Bank					5 00 00 000			
	Punjab & Sindh Bank					88 03 00 000		18 44 00 000	
	Oriental Bank of Commerce			90 45 00 000	563 32 00 000		574 16 30 000		
2	Investment with LIC Of India	4	20	216 32 29 349	216 32 29 349				
2	Cash at Bank	24							
	SBI					8 264		7 945	
	SBM					29 884	38 148	95 463	1 03 408
TOTAL				779 64 67 497	779 64 67 497	574 17 33 408	574 17 33 408		


 Accounts Officer
 KPTCL & ESCOMs' NDCPS CELL


 Deputy Controller of Accounts
 KPTCL & ESCOMs' NDCPS CELL


 Controller of Accounts
 KPTCL & ESCOMs' Pension & Gratuity Trust



 Financial Adviser & Managing Trustee
 KPTCL & ESCOMs' Pension & Gratuity Trust

Place: Bangalore
 Date: 29 AUG 2016


KPTCL & ESCOMs' NDCPS CELL
Income and Expenditure Account for the year ended 31st Mar 2016


Amount in ₹.


SL No	Particulars	Schedule No	A/c Group	Current Year 2015-16	Previous Year
I	INCOME				
1	Interest on investments : TDR with Banks	6	63	72 22 03 191	40 66 04 219
2	Interest on investments : LIC Of India	4	63	6 01 34 954	
2	Interest on savings bank account :				
	a) State Bank of India		63	319	304
	b) State Bank of Mysore		63	5 68 100	3 83 130
	SUB TOTAL			5 68 419	3 83 434
	TOTAL			78 29 06 564	40 69 87 653
II	EXPENDITURE				
1	Excess of Income over expenditure transferred to Balance Sheet		58	78 29 06 564	40 69 87 653
	TOTAL			78 29 06 564	40 69 87 654


Accounts Officer

KPTCL & ESCOMs' NDCPS CELL


Deputy Controller of Accounts
KPTCL & ESCOMs' NDCPS CELL


Controller of Accounts
KPTCL & ESCOMs' Pension &
Gratuity Trust


Financial Adviser & Managing Trustee
KPTCL & ESCOMs' Pension & Gratuity Trust
29.8.16

Place: Bangalore

Date: 29 AUG 2016

KPTCL & ESCOMs' NDCPS CELL

SCHEDULE- 2: INCOME & EXPENDITURE ACCOUNT BALANCE

Amount in ₹.


Sl.No.	Year	Head of A/C	Excess of Income over Expenses Transferred to Balance Sheet	Cummulative balance
1	2007-08	58.901	1,39,822	1,39,822
2	2008-09		78,78,896	80,18,718
3	2009-10		1,61,37,113	2,41,55,831
4	2010-11		5,61,47,595	8,03,03,426
5	2011-12		11,04,81,252	19,07,84,678
6	2012-13		21,01,85,360	40,09,70,038
7	2013-14		26,65,47,694	66,75,17,733
8	2014-15		40,69,87,653	1,07,45,05,386
	SUB TOTAL		1,07,45,05,386	1,07,45,05,386
7	ADD : EXCESS OF INCOME OVER EXPENSES FOR CURRENT YEAR 2015-16		78,29,06,564	1,85,74,11,950
	TOTAL		1,85,74,11,950	1,85,74,11,950



KPTCL & ESCOMs' NDCPS CELL

INVESTMENTS : AS AT 31-03-2016

Sl.No.	Head of Account	Investment made with/in	Date of Investment	Date of Maturity	Rate of Interest	Investment as at 31-3-2016	Additions	Redemptions	Net investments as at 31-03-2016
Investment in TDR with Banks									
1	21.901	Andhra Bank	17-06-2014	17-06-2015	9.16%	22 53 00 000		22 53 00 000	
Sub Total 1						22 53 00 000		22 53 00 000	
2	21.903	Corporation Bank	11-03-2015	11-03-2016	8.85%	2 39 00 000		2 39 00 000	
3		Corporation Bank	13-03-2015	13-03-2016	8.85%	4 56 00 000		4 56 00 000	
4		Corporation Bank	26-03-2015	26-03-2016	8.80%	1 06 00 000		1 06 00 000	
5		Corporation Bank	28-03-2015	28-03-2016	8.85%	22 71 00 000		22 71 00 000	
6		Corporation Bank	30-03-2015	30-03-2016	8.80%	1 23 80 000		1 23 80 000	
7		Corporation Bank	04-09-2015	04-12-2015	7.25%		12 00 00 000	12 00 00 000	
8		Corporation Bank	09-10-2015	08-01-2016	7.00%		9 30 00 000	9 30 00 000	
9		Corporation Bank	08-12-2015	08-03-2016	7.10%		77 10 000	77 10 000	
10		Corporation Bank	09-12-2015	09-03-2016	7.00%		19 10 000	19 10 000	
11		Corporation Bank	11-12-2015	11-03-2016	7.00%		4 56 10 000	4 56 10 000	
12		Corporation Bank	19-12-2015	19-03-2016	7.00%		81 10 000	81 10 000	
13		Corporation Bank	29-12-2015	29-03-2016	7.00%		63 05 000	63 05 000	
14		Corporation Bank	30-12-2015	30-03-2016	7.00%		2 17 10 000	2 17 10 000	
15		Corporation Bank	12-01-2016	12-04-2016	7.00%		3 98 10 000		3 98 10 000
16		Corporation Bank	14-01-2016	14-04-2016	7.00%		7 75 10 000		7 75 10 000
17		Corporation Bank	19-01-2016	19-04-2016	7.00%		83 10 000		83 10 000
18		Corporation Bank	22-01-2016	22-04-2016	7.00%		73 10 000		73 10 000
19		Corporation Bank	03-02-2016	04-05-2016	7.00%		84 10 000		84 10 000
20		Corporation Bank	10-02-2016	11-05-2016	7.40%		1 56 00 000		1 56 00 000
21		Corporation Bank	16-02-2016	17-05-2016	7.40%		3 76 00 000		3 76 00 000
22		Corporation Bank	20-02-2016	21-05-2016	7.40%		3 32 00 000		3 32 00 000
23		Corporation Bank	18-03-2016	17-06-2016	7.40%		2 85 00 000		2 85 00 000
24		Corporation Bank	18-03-2016	17-06-2016	7.00%		79 10 000	79 10 000	
Sub Total 2 to 24						31 95 80 000	56 85 15 000	63 18 45 000	25 62 50 000
25	21.904	Punjab National Bank	31-01-2015	31-01-2016	8.75%	5 52 00 000		5 52 00 000	
26		Punjab National Bank	10-02-2015	10-02-2016	8.75%	1 43 00 000		1 43 00 000	
27		Punjab National Bank	16-02-2015	16-02-2016	8.75%	1 72 00 000		1 72 00 000	
28		Punjab National Bank	15-04-2015	15-04-2016	8.75%		3 83 00 000		3 83 00 000
Sub Total 25 to 28						8 67 00 000	3 83 00 000	8 67 00 000	3 83 00 000




Sl.No.	Head of Account	Investment made with/in	Date of Investment	Date of Maturity	Rate of Interest	Investment as at 31-3-2016	Additions	Redemptions	Net investments as at 31-03-2016
29	21.905	State Bank of Mysore	10-04-2014	10-04-2015	9.10%	1 30 00 000		1 30 00 000	
30		State Bank of Mysore	09-10-2014	09-10-2015	9.10%	40 72 00 000		40 72 00 000	
31		State Bank of Mysore	13-10-2014	13-10-2015	9.05%	4 78 00 000		4 78 00 000	
32		State Bank of Mysore	18-10-2014	18-10-2015	9.06%	4 32 00 000		4 32 00 000	
33		State Bank of Mysore	21-10-2014	21-10-2015	9.05%	2 39 00 000		2 39 00 000	
34		State Bank of Mysore	25-10-2014	25-10-2015	9.05%	2 79 00 000		2 79 00 000	
35		State Bank of Mysore	27-10-2014	27-10-2015	9.05%	4 99 50 000		4 99 50 000	
36		State Bank of Mysore	28-10-2014	28-10-2015	9.05%	2 09 00 000		2 09 00 000	
37		State Bank of Mysore	06-11-2014	06-11-2005	9.00%	20 83 00 000		20 83 00 000	
38		State Bank of Mysore	13-11-2014	13-11-2015	9.00%	2 95 00 000		2 95 00 000	
39		State Bank of Mysore	17-11-2014	17-11-2015	9.00%	4 40 00 000		4 40 00 000	
40		State Bank of Mysore	26-11-2014	26-11-2015	9.00%	7 39 00 000		7 39 00 000	
41		State Bank of Mysore	01-12-2014	01-12-2015	9.00%	3 57 00 000		3 57 00 000	
42		State Bank of Mysore	12-12-2014	12-12-2015	9.00%	3 86 00 000		3 86 00 000	
43		State Bank of Mysore	17-12-2014	17-12-2015	9.00%	4 90 00 000		4 90 00 000	
44		State Bank of Mysore	20-12-2014	20-12-2015	9.00%	3 49 00 000		3 49 00 000	
45		State Bank of Mysore	22-12-2014	22-12-2015	9.00%	4 50 00 000		4 50 00 000	
46		State Bank of Mysore	31-12-2014	31-12-2015	9.00%	5 00 00 000		5 00 00 000	
47		State Bank of Mysore	17-01-2015	17-01-2016	9.00%	1 62 00 000		1 62 00 000	
48		State Bank of Mysore	20-01-2015	20-01-2016	9.00%	98 00 000		98 00 000	
49		State Bank of Mysore	10-04-2015	10-04-2016	8.75%		1 42 00 000		
Sub Total 29 to 49						126 87 50 000	1 42 00 000	126 87 50 000	1 42 00 000
50	21.906	Syndicate Bank	18-07-2014	18-07-2015	9.05%	1 10 00 000		1 10 00 000	
51		Syndicate Bank	14-08-2014	14-08-2015	9.20%	27 30 00 000		27 30 00 000	
Sub Total 50 to 51						28 40 00 000		28 40 00 000	
52	21.907	Bank of India	05-06-2014	05-06-2015	9.15%	31 43 00 000		31 43 00 000	1 47 00 000
53		Bank of India	10-07-2014	10-07-2015	9.05%	3 82 00 000		3 82 00 000	
54		Bank of India	15-07-2014	15-07-2015	9.05%	3 94 00 000		3 94 00 000	
55		Bank of India	30-01-2015	30-01-2016	8.75%	2 43 00 000		2 43 00 000	
56		Bank of India	13-04-2015	13-04-2016	8.75%		1 47 00 000		
57		Bank of India	14-08-2015	13-11-2015	7.25%		16 18 05 000	16 18 05 000	
58		Bank of India	09-10-2015	08-01-2016	7.00%		9 30 00 000	9 30 00 000	
59		Bank of India	28-10-2015	27-01-2016	7.00%		5 74 10 000	5 74 10 000	
60		Bank of India	31-10-2015	30-01-2016	7.00%		1 52 10 000	1 52 10 000	
61		Bank of India	01-12-2015	01-03-2016	7.00%		1 90 10 000	1 90 10 000	
62		Bank of India	18-12-2015	18-03-2016	7.00%		80 10 000	80 10 000	
63		Bank of India	21-12-2015	21-03-2016	7.00%		2 73 10 000	2 73 10 000	
Sub Total 52 to 63						41 62 00 000	39 64 55 000	79 79 55 000	1 47 00 000

Sl.No.	Head of Account	Investment made with/in	Date of Investment	Date of Maturity	Rate of Interest	Investment as at 31-3-2016	Additions	Redemptions	Net investments as at 31-03-2016
64		Vijaya Bank	16-04-2014	16-04-2015	9.10%	1 35 00 000		1 35 00 000	
65		Vijaya Bank	16-04-2014	16-04-2015	9.10%	1 35 00 000		1 35 00 000	
66		Vijaya Bank	16-04-2014	16-04-2015	9.10%	1 35 00 000		1 35 00 000	
67		Vijaya Bank	15-05-2014	15-05-2015	9.17%	5 53 00 000		5 53 00 000	
68		Vijaya Bank	21-05-2014	21-05-2015	9.17%	21 76 50 000		21 76 50 000	
69		Vijaya Bank	21-05-2014	21-05-2015	9.17%	21 77 50 000		21 77 50 000	
70		Vijaya Bank	26-05-2014	26-05-2015	9.15%	3 90 00 000		3 90 00 000	
71		Vijaya Bank	26-05-2014	26-05-2015	9.15%	3 90 00 000		3 90 00 000	
72		Vijaya Bank	25-06-2014	25-06-2015	9.17%	52 86 00 000		52 86 00 000	
73		Vijaya Bank	18-07-2014	18-07-2015	9.05%	1 09 00 000		1 09 00 000	
74		Vijaya Bank	16-09-2014	16-09-2015	9.17%	2 45 00 000		2 45 00 000	
75		Vijaya Bank	16-09-2014	16-09-2015	9.17%	2 44 00 000		2 44 00 000	
76		Vijaya Bank	18-10-2014	18-10-2015	9.00%	1 00 00 000		1 00 00 000	
77		Vijaya Bank	11-12-2014	11-12-2015	8.75%	6 02 00 000		6 02 00 000	
78		Vijaya Bank	31-12-2014	31-12-2015	8.82%	39 72 00 000		39 72 00 000	
79		Vijaya Bank	13-01-2015	13-01-2016	8.95%	99 00 000		99 00 000	
80		Vijaya Bank	22-01-2015	22-01-2016	8.95%	84 00 000		84 00 000	
81		Vijaya Bank	22-01-2015	22-01-2016	8.95%	83 00 000		83 00 000	
82		Vijaya Bank	22-01-2015	22-01-2016	8.95%	83 00 000		83 00 000	
83	21.909	Vijaya Bank	19-03-2015	19-03-2016	8.80%	5 61 00 000		5 61 00 000	
84		Vijaya Bank	23-03-2015	23-03-2016	8.90%	5 96 00 000		5 96 00 000	
85		Vijaya Bank	08-04-2015	08-04-2016	8.50%		82 00 000		82 00 000
86		Vijaya Bank	05-06-2015	04-09-2015	8.00%		34 42 00 000	34 42 00 000	
87		Vijaya Bank	17-06-2015	16-09-2015	8.00%		36 79 00 000	36 79 00 000	
88		Vijaya Bank	25-06-2015	24-09-2015	7.90%		57 87 00 000	57 87 00 000	
89		Vijaya Bank	24-09-2015	24-12-2015	7.50%		57 01 10 000	57 01 10 000	
90		Vijaya Bank	28-12-2015	28-03-2016	7.50%		59 76 00 000	59 76 00 000	
91		Vijaya Bank	31-12-2015	31-03-2016	7.50%		24 40 00 000	24 40 00 000	
92		Vijaya Bank	31-12-2015	31-03-2016	7.50%		24 40 00 000	24 40 00 000	
93		Vijaya Bank	11-01-2016	11-04-2016	7.40%		59 20 00 000		59 20 00 000
94		Vijaya Bank	13-01-2016	13-04-2016	7.40%		10 37 00 000		10 37 00 000
95		Vijaya Bank	18-01-2016	18-04-2016	7.40%		11 27 00 000		11 27 00 000
96		Vijaya Bank	20-01-2016	20-04-2016	7.40%		8 13 00 000		8 13 00 000
97		Vijaya Bank	25-01-2016	25-04-2016	7.40%		14 23 00 000		14 23 00 000
98		Vijaya Bank	27-01-2016	27-04-2016	7.50%		7 88 00 000		7 88 00 000
99		Vijaya Bank	12-02-2016	13-05-2016	7.75%		9 45 00 000		9 45 00 000
100		Vijaya Bank	04-03-2016	03-06-2016	8.12%		16 79 00 000		16 79 00 000
101		Vijaya Bank	04-03-2016	03-06-2016	8.12%		16 80 00 000		16 80 00 000
102		Vijaya Bank	28-03-2016	27-06-2016	8.20%		86 82 00 000		86 82 00 000
Sub Total 64 to 102						181 56 00 000	536 41 10 000	476 21 10 000	241 76 00 000



Sl.No.	Head of Account	Investment made with/in	Date of Investment	Date of Maturity	Rate of Interest	Investment as at 31-3-2016	Additions	Redemptions	Net investments as at 31-03-2016
103	21.910	Indian Bank	08-08-2014	08-08-2015	9.16%	3 03 00 000		3 03 00 000	
104		Indian Bank	18-08-2014	18-08-2015	9.16%	6 09 00 000		6 09 00 000	
105		Indian Bank	22-08-2014	22-08-2015	9.16%	3 63 00 000		3 63 00 000	
106		Indian Bank	09-09-2014	09-09-2015	9.16%	1 97 00 000		1 97 00 000	
107		Indian Bank	12-09-2014	12-09-2015	9.16%	5 44 00 000		5 44 00 000	
108		Indian Bank	20-09-2014	20-09-2015	9.16%	81 00 000		81 00 000	
109		Indian Bank	27-09-2014	27-09-2015	9.16%	1 10 00 000		1 10 00 000	
110		Indian Bank	30-09-2014	30-09-2015	9.16%	3 73 00 000		3 73 00 000	
111		Indian Bank	19-11-2014	19-11-2015	9.00%	4 69 00 000		4 69 00 000	
112		Indian Bank	21-11-2014	21-11-2015	9.00%	2 99 00 000		2 99 00 000	
113		Indian Bank	08-12-2014	08-12-2015	9.00%	2 53 00 000		2 53 00 000	
Sub Total 103 to 113						36 01 00 000		36 01 00 000	
114		Central Bank of India	11-11-2014	11-11-2015	9.00%	5 30 00 000		5 30 00 000	
115		Central Bank of India	24-01-2015	24-01-2016	8.75%	2 96 00 000		2 96 00 000	
116		Central Bank of India	31-01-2015	31-01-2016	8.75%	5 52 00 000		5 52 00 000	
117		Central Bank of India	31-01-2015	31-01-2016	8.75%	5 52 00 000		5 52 00 000	
118		Central Bank of India	07-02-2015	07-02-2016	9.00%	39 00 000		39 00 000	
119		Central Bank of India	07-02-2015	07-02-2016	9.00%	39 00 000		39 00 000	
120		Central Bank of India	07-03-2015	07-03-2016	9.00%	81 00 000		81 00 000	
121		Central Bank of India	16-04-2015	16-04-2016	8.00%		4 43 00 000	4 43 00 000	
122		Central Bank of India	08-05-2015	07-08-2015	8.20%		82 00 000	82 00 000	
123		Central Bank of India	07-07-2015	06-10-2015	7.60%		98 00 000	98 00 000	
124		Central Bank of India	15-07-2015	14-10-2015	7.50%		7 03 00 000	7 03 00 000	
125		Central Bank of India	17-07-2015	16-10-2015	7.50%		2 21 00 000	2 21 00 000	
126		Central Bank of India	20-07-2015	19-10-2015	7.60%		99 95 000	99 95 000	
127		Central Bank of India	22-07-2015	21-10-2015	7.60%		99 95 000	99 95 000	
128		Central Bank of India	25-07-2015	24-10-2015	7.60%		99 95 000	99 95 000	




Sl.No.	Head of Account	Investment made with/in	Date of Investment	Date of Maturity	Rate of Interest	Investment as at 31-3-2016	Additions	Redemptions	Net investments as at 31-03-2016
129		Central Bank of India	27-07-2015	26-10-2015	7.60%		99 95 000	99 95 000	
130		Central Bank of India	22-07-2015	26-10-2015	7.50%		3 92 00 000	3 92 00 000	
131		Central Bank of India	01-08-2015	31-10-2015	7.50%		2 45 05 000	2 45 05 000	
132		Central Bank of India	01-08-2015	31-10-2015	7.60%		99 95 000	99 95 000	
133		Central Bank of India	05-08-2015	04-11-2015	7.60%		99 95 000	99 95 000	
134		Central Bank of India	07-08-2015	06-11-2015	7.60%		99 95 000	99 95 000	
135		Central Bank of India	10-08-2015	09-11-2015	7.60%		99 95 000	99 95 000	
136		Central Bank of India	10-08-2015	09-11-2015	7.50%		2 31 05 000	2 31 05 000	
137		Central Bank of India	11-08-2015	10-11-2015	7.60%		99 95 000	99 95 000	
138		Central Bank of India	13-08-2015	12-11-2015	7.60%		99 95 000	99 95 000	
139		Central Bank of India	14-08-2015	13-11-2015	7.60%		99 95 000	99 95 000	
140		Central Bank of India	14-08-2015	13-11-2015	7.50%		9 99 00 000	9 99 00 000	
141		Central Bank of India	17-08-2015	16-11-2015	7.60%		99 95 000	99 95 000	
142		Central Bank of India	18-08-2015	17-11-2015	7.60%		99 95 000	99 95 000	
143		Central Bank of India	20-08-2015	19-11-2015	7.60%		99 95 000	99 95 000	
144		Central Bank of India	25-08-2015	24-11-2015	7.60%		99 95 000	99 95 000	
145		Central Bank of India	04-09-2015	04-12-2015	7.60%		99 95 000	99 95 000	
146		Central Bank of India	09-09-2015	09-12-2015	7.60%		99 95 000	99 95 000	
147		Central Bank of India	16-09-2015	16-12-2015	7.60%		99 95 000	99 95 000	
148		Central Bank of India	18-09-2015	18-12-2015	7.60%		99 95 000	99 95 000	
149		Central Bank of India	19-09-2015	19-12-2015	7.60%		99 95 000	99 95 000	
150		Central Bank of India	21-09-2015	21-12-2015	7.60%		89 00 000	89 00 000	
151		Central Bank of India	24-09-2015	24-12-2015	7.60%		99 95 000	99 95 000	
152		Central Bank of India	24-09-2015	24-12-2015	7.60%		99 95 000	99 95 000	
153		Central Bank of India	28-09-2015	28-12-2015	7.60%		60 00 000	60 00 000	
154		Central Bank of India	28-09-2015	28-12-2015	7.60%		60 00 000	60 00 000	
155		Central Bank of India	30-09-2015	30-12-2015	7.60%		99 95 000	99 95 000	
156		Central Bank of India	30-09-2015	30-12-2015	7.25%		2 09 10 000	2 09 10 000	
157		Central Bank of India	30-09-2015	30-12-2015	7.60%		99 95 000	99 95 000	
158		Central Bank of India	07-10-2015	06-01-2016	7.60%		58 00 000	58 00 000	
159		Central Bank of India	07-10-2015	06-01-2016	7.60%		58 00 000	58 00 000	
160		Central Bank of India	09-10-2015	08-01-2016	7.35%		99 95 000	99 95 000	
161		Central Bank of India	09-10-2015	08-01-2016	7.25%		9 90 00 000	9 90 00 000	
162		Central Bank of India	09-10-2015	08-01-2016	7.25%		9 90 00 000	9 90 00 000	
163		Central Bank of India	13-10-2015	12-01-2016	7.35%		99 95 000	99 95 000	
164		Central Bank of India	13-10-2015	12-01-2016	7.25%		4 22 05 000	4 22 05 000	
165		Central Bank of India	14-10-2015	13-01-2016	7.25%		2 40 10 000	2 40 10 000	
166		Central Bank of India	14-10-2015	13-01-2016	7.35%		99 95 000	99 95 000	
167		Central Bank of India	14-10-2015	13-01-2016	7.35%		99 95 000	99 95 000	
168		Central Bank of India	15-10-2015	14-01-2016	7.35%		99 95 000	99 95 000	
169		Central Bank of India	15-10-2015	14-01-2016	7.25%		3 78 55 000	3 78 55 000	



Sl.No.	Head of Account	Investment made with/in	Date of Investment	Date of Maturity	Rate of Interest	Investment as at 31-3-2016	Additions	Redemptions	Net investments as at 31-03-2016
170	21.911	Central Bank of India	15-10-2015	14-01-2016	7.35%		99 95 000	99 95 000	
171		Central Bank of India	15-10-2015	14-01-2016	7.25%		3 78 55 000	3 78 55 000	
172		Central Bank of India	19-10-2015	18-01-2016	7.35%		99 95 000	99 95 000	
173		Central Bank of India	19-10-2015	18-01-2016	7.35%		99 95 000	99 95 000	
174		Central Bank of India	21-10-2015	20-01-2016	7.35%		99 95 000	99 95 000	
175		Central Bank of India	21-10-2015	20-01-2016	7.35%		99 95 000	99 95 000	
176		Central Bank of India	21-10-2015	20-01-2016	7.00%		3 90 10 000	3 90 10 000	
177		Central Bank of India	26-10-2015	25-01-2016	7.35%		99 95 000	99 95 000	
178		Central Bank of India	26-10-2015	25-01-2016	7.35%		99 95 000	99 95 000	
179		Central Bank of India	26-10-2015	25-01-2016	7.00%		8 83 10 000	8 83 10 000	
180		Central Bank of India	28-10-2015	27-01-2016	7.35%		99 95 000	99 95 000	
181		Central Bank of India	28-10-2015	27-01-2016	7.35%		99 95 000	99 95 000	
182		Central Bank of India	31-10-2015	30-01-2016	7.35%		99 95 000	99 95 000	
183		Central Bank of India	31-10-2015	30-01-2016	7.35%		99 95 000	99 95 000	
184		Central Bank of India	04-11-2015	03-02-2016	7.35%		99 95 000	99 95 000	
185		Central Bank of India	04-11-2015	03-02-2016	7.35%		99 95 000	99 95 000	
186		Central Bank of India	20-11-2015	19-02-2016	7.35%		99 95 000	99 95 000	
187		Central Bank of India	21-11-2015	20-02-2016	7.35%		99 95 000	99 95 000	
188		Central Bank of India	23-11-2015	22-02-2016	7.35%		99 95 000	99 95 000	
189		Central Bank of India	23-11-2015	22-02-2016	7.35%		99 95 000	99 95 000	
190		Central Bank of India	24-11-2015	23-02-2016	7.35%		99 95 000	99 95 000	
191		Central Bank of India	24-11-2015	23-02-2016	7.35%		99 95 000	99 95 000	
192		Central Bank of India	26-11-2015	25-02-2016	7.35%		99 95 000	99 95 000	
193		Central Bank of India	26-11-2015	25-02-2016	7.35%		99 95 000	99 95 000	
194		Central Bank of India	01-12-2015	01-03-2016	7.35%		99 95 000	99 95 000	
195		Central Bank of India	01-12-2015	01-03-2016	7.35%		99 95 000	99 95 000	
196		Central Bank of India	04-12-2015	04-03-2016	7.35%		99 95 000	99 95 000	
197		Central Bank of India	04-12-2015	04-03-2016	7.35%		99 95 000	99 95 000	
198	Central Bank of India	08-12-2015	08-03-2016	7.35%		99 95 000	99 95 000		
199	Central Bank of India	08-12-2015	08-03-2016	7.35%		99 95 000	99 95 000		
200	Central Bank of India	09-12-2015	09-03-2016	7.35%		99 95 000	99 95 000		
201	Central Bank of India	09-12-2015	09-03-2016	7.35%		99 95 000	99 95 000		
202	Central Bank of India	11-12-2015	11-03-2016	7.35%		99 95 000	99 95 000		
203	Central Bank of India	11-12-2015	11-03-2016	7.35%		99 95 000	99 95 000		
204	Central Bank of India	17-12-2015	17-03-2016	7.35%		99 95 000	99 95 000		
205	Central Bank of India	17-12-2015	17-03-2016	7.35%		99 95 000	99 95 000		
206	Central Bank of India	18-12-2015	18-03-2016	7.35%		99 95 000	99 95 000		
207	Central Bank of India	18-12-2015	18-03-2016	7.35%		99 95 000	99 95 000		
208	Central Bank of India	19-12-2015	19-03-2016	7.35%		99 95 000	99 95 000		



Sl.No.	Head of Account	Investment made with/in	Date of Investment	Date of Maturity	Rate of Interest	Investment as at 31-3-2016	Additions	Redemptions	Net investments as at 31-03-2016
209		Central Bank of India	19-12-2015	19-03-2016	7.35%		99 95 000	99 95 000	
210		Central Bank of India	21-12-2015	21-03-2016	7.35%		99 95 000	99 95 000	
211		Central Bank of India	21-12-2015	21-03-2016	7.35%		99 95 000	99 95 000	
212		Central Bank of India	22-12-2015	22-03-2016	7.35%		99 95 000	99 95 000	
213		Central Bank of India	22-12-2015	22-03-2016	7.35%		99 95 000	99 95 000	
214		Central Bank of India	22-12-2015	22-03-2016	7.00%		2 91 10 000	2 91 10 000	
215		Central Bank of India	29-12-2015	29-03-2016	7.35%		99 95 000	99 95 000	
216		Central Bank of India	30-12-2015	30-03-2016	7.35%		99 95 000	99 95 000	
217		Central Bank of India	30-12-2015	30-03-2016	7.35%		99 95 000	99 95 000	
218		Central Bank of India	06-01-2016	06-04-2016	7.35%		62 50 000		62 50 000
219		Central Bank of India	06-01-2016	06-04-2016	7.35%		62 50 000		62 50 000
220		Central Bank of India	12-01-2016	12-04-2016	7.35%		99 95 000		99 95 000
221		Central Bank of India	12-01-2016	12-04-2016	7.35%		99 95 000		99 95 000
222		Central Bank of India	14-01-2016	14-04-2016	7.35%		99 95 000		99 95 000
223		Central Bank of India	14-01-2016	14-04-2016	7.35%		99 95 000		99 95 000
224		Central Bank of India	19-01-2016	19-04-2016	7.35%		99 95 000		99 95 000
225		Central Bank of India	19-01-2016	19-04-2016	7.35%		99 95 000		99 95 000
226		Central Bank of India	22-01-2016	22-04-2016	7.35%		99 95 000		99 95 000
227		Central Bank of India	22-01-2016	22-04-2016	7.35%		99 95 000		99 95 000
228		Central Bank of India	03-02-2016	04-05-2016	7.35%		99 95 000		99 95 000
229		Central Bank of India	03-02-2016	04-05-2016	7.35%		99 95 000		99 95 000
230		Central Bank of India	08-02-2016	09-05-2016	7.35%		85 00 000		85 00 000
Sub Total 114 to 230						20 89 00 000	174 17 60 000	182 97 10 000	12 09 50 000
231	21.919	UCO Bank	31-01-2015	31-01-2016	8.75%	5 52 00 000		5 52 00 000	
232		UCO Bank	13-02-2015	12-02-2016	8.80%	8 66 00 000		8 66 00 000	
233		UCO Bank	09-06-2015	08-09-2015	7.85%		1 00 00 000	1 00 00 000	
234		UCO Bank	15-06-2015	13-09-2015	7.80%		1 22 00 000	1 22 00 000	
235		UCO Bank	20-06-2015	19-09-2015	7.80%		2 71 00 000	2 71 00 000	
236		UCO Bank	23-03-2016				6 51 00 000		6 51 00 000
Sub Total 231 to 236						14 18 00 000	11 44 00 000	19 11 00 000	6 51 00 000
237	21.920	Allahabad Bank	18-02-2015	18-02-2016	8.82%	5 13 00 000		5 13 00 000	
238		Allahabad Bank	21-02-2015	21-02-2016	8.82%	4 67 00 000		4 67 00 000	
239		Allahabad Bank	01-03-2016	31-05-2016	8.10%		3 97 00 000		3 97 00 000
240		Allahabad Bank	08-03-2016	07-06-2016	8.10%		3 71 00 000		3 71 00 000
241		Allahabad Bank	09-03-2016	08-06-2016	8.10%		2 23 00 000		2 23 00 000
242		Allahabad Bank	14-03-2016	13-06-2016	8.10%		15 44 00 000		15 44 00 000
243		Allahabad Bank	21-03-2016	20-06-2016	8.00%		4 81 00 000		4 81 00 000
244		Allahabad Bank	29-03-2016	28-06-2016	8.00%		1 66 00 000		1 66 00 000
245		Allahabad Bank	30-03-2016	29-06-2016	8.00%		5 60 00 000		5 60 00 000
246		Allahabad Bank	31-03-2016	30-06-2016	8.00%		49 71 00 000		49 71 00 000
Sub Total 237 to 246						9 80 00 000	87 13 00 000	9 80 00 000	87 13 00 000



Sl.No.	Head of Account	Investment made with/in	Date of Investment	Date of Maturity	Rate of Interest	Investment as at 31-3-2016	Additions	Redemptions	Net investments as at 31-03-2016
247	21.921	State Bank of Patiala	21-04-2014	21-04-2015	9.25%	2 90 00 000		2 90 00 000	
248		State Bank of Patiala	25-04-2014	25-04-2015	9.25%	2 40 00 000		2 40 00 000	
249		State Bank of Patiala	26-04-2014	26-04-2015	9.25%	2 34 00 000		2 34 00 000	
250		State Bank of Patiala	30-04-2014	30-04-2015	9.25%	2 96 00 000		2 96 00 000	
251		State Bank of Patiala	17-06-2014	17-06-2015	9.25%	10 00 00 000		10 00 00 000	
252		State Bank of Patiala	18-06-2014	18-06-2015	9.25%	2 47 00 000		2 47 00 000	
253		State Bank of Patiala	20-06-2014	20-06-2015	9.25%	2 47 00 000		2 47 00 000	
254		State Bank of Patiala	08-07-2014	08-07-2015	9.15%	1 04 00 000		1 04 00 000	
255		State Bank of Patiala	16-07-2014	16-07-2015	9.15%	4 45 00 000		4 45 00 000	
256		State Bank of Patiala	26-07-2014	26-07-2015	9.15%	2 20 00 000		2 20 00 000	
Sub Total 247 to 256						33 23 00 000		33 23 00 000	
257	21.922	Dena Bank	22-03-2016				5 00 00 000		5 00 00 000
Sub Total 257							5 00 00 000		5 00 00 000
258	21.923	Punjab & Sindh Bank	08-01-2015	08-01-2016	8.80%	3 23 00 000		3 23 00 000	
259		Punjab & Sindh Bank	09-01-2015	09-01-2016	8.80%	4 51 00 001		4 51 00 001	
260		Punjab & Sindh Bank	09-01-2015	09-01-2016	9.00%	99 99 999		99 99 999	
261		Punjab & Sindh Bank	13-01-2015	13-01-2016	8.80%	4 41 00 000		4 41 00 000	
262		Punjab & Sindh Bank	19-01-2015	19-01-2016	8.80%	2 59 00 000		2 59 00 000	
263		Punjab & Sindh Bank	20-01-2015	20-01-2016	9.00%	97 00 000		97 00 000	
264		Punjab & Sindh Bank	08-07-2015	07-10-2015	7.50%		1 12 00 000	1 12 00 000	
265		Punjab & Sindh Bank	17-07-2015	12-10-2015	7.50%		2 85 00 000	2 85 00 000	
266		Punjab & Sindh Bank	16-07-2015	15-10-2015	7.00%		4 69 00 000	4 69 00 000	
267		Punjab & Sindh Bank	22-07-2015	21-10-2015	7.50%		2 24 05 000	2 24 05 000	
268		Punjab & Sindh Bank	05-08-2015	04-11-2015	7.50%		1 75 05 000	1 75 05 000	
269		Punjab & Sindh Bank	07-08-2015	06-11-2015	7.50%		74 05 000	74 05 000	
270		Punjab & Sindh Bank	11-08-2015	10-11-2015	7.50%		2 12 05 000	2 12 05 000	
271		Punjab & Sindh Bank	13-08-2015	12-11-2015	7.50%		4 99 00 000	4 99 00 000	
272		Punjab & Sindh Bank	13-08-2015	12-11-2015	7.50%		3 44 05 000	3 44 05 000	
273		Punjab & Sindh Bank	14-08-2015	13-11-2015	7.50%		4 99 00 000	4 99 00 000	
274		Punjab & Sindh Bank	14-08-2015	13-11-2015	7.50%		4 99 00 000	4 99 00 000	
275		Punjab & Sindh Bank	18-08-2015	17-11-2015	7.50%		1 00 00 000	1 00 00 000	
276		Punjab & Sindh Bank	18-08-2015	17-11-2015	7.50%		4 71 05 000	4 71 05 000	
277		Punjab & Sindh Bank	20-08-2015	19-11-2015	7.50%		4 99 00 000	4 99 00 000	
278		Punjab & Sindh Bank	24-08-2015	23-11-2015	7.50%		3 97 00 000	3 97 00 000	
279		Punjab & Sindh Bank	25-08-2015	24-11-2015	7.50%		2 71 05 000	2 71 05 000	
280		Punjab & Sindh Bank	25-08-2015	24-11-2015	7.50%		4 99 00 000	4 99 00 000	
281		Punjab & Sindh Bank	04-09-2015	04-12-2015	7.50%		4 99 00 000	4 99 00 000	
282		Punjab & Sindh Bank	04-09-2015	04-12-2015	7.50%		4 99 00 000	4 99 00 000	
283		Punjab & Sindh Bank	09-09-2015	09-12-2015	7.50%		1 15 05 000	1 15 05 000	
284		Punjab & Sindh Bank	21-11-2015	20-02-2016	7.25%		2 26 05 000	2 26 05 000	
285	Punjab & Sindh Bank	23-11-2015	22-02-2016	7.00%		2 05 10 000	2 05 10 000		

Sl.No.	Head of Account	Investment made with/in	Date of investment	Date of Maturity	Rate of Interest	investment as at 31-3-2016	Additions	Redemptions	Net investments as at 31-03-2016
286		Punjab & Sindh Bank	24-11-2015	23-02-2016	7.25%		4 99 00 000	4 99 00 000	
287		Punjab & Sindh Bank	24-11-2015	23-02-2016	7.25%		1 88 10 000	1 88 10 000	
288		Punjab & Sindh Bank	26-11-2015	25-02-2016	7.25%		4 00 00 000	4 00 00 000	
289		Punjab & Sindh Bank	26-11-2015				2 07 10 000	2 07 10 000	
290		Punjab & Sindh Bank	04-12-2015	04-03-2016	7.30%		30 99 10 000	30 99 10 000	
291		Punjab & Sindh Bank	14-12-2015	14-03-2016	7.40%		10 28 00 000	10 28 00 000	
292		Punjab & Sindh Bank	15-12-2015	16-03-2016	7.40%		42 47 00 000	42 47 00 000	
293		Punjab & Sindh Bank	17-12-2015	17-03-2016	7.32%		3 35 10 000	3 35 10 000	
294		Punjab & Sindh Bank	30-01-2016	30-04-2016	7.55%		6 23 00 000		6 23 00 000
295		Punjab & Sindh Bank	18-02-2016	19-05-2016	7.80%		5 60 00 000		5 60 00 000
296		Punjab & Sindh Bank	22-02-2016	23-05-2016	7.92%		9 22 00 000		9 22 00 000
297		Punjab & Sindh Bank	11-03-2016	10-06-2016	8.02%		9 29 00 000		9 29 00 000
298		Punjab & Sindh Bank	16-03-2016	16-06-2016	8.05%		43 26 00 000		43 26 00 000
299		Punjab & Sindh Bank	17-03-2016	16-06-2016	8.05%		5 45 00 000		5 45 00 000
300		Punjab & Sindh Bank	19-03-2016	18-06-2016	8.05%		8 98 00 000		8 98 00 000
301		Punjab and sind Bank	16-02-2015	16-02-2016	8.75%	1 73 00 000		1 73 00 000	
Sub Total 258 to 301						18 44 00 000	259 79 95 000	190 20 95 000	88 03 00 000

13



Sl.No.	Head of Account	Investment made with/in	Date of Investment	Date of Maturity	Rate of Interest	Investment as at 31-3-2016	Additions	Redemptions	Net investments as at 31-03-2016
302		Oriental Bank of Commerce	20-04-2015	20-07-2015	8.20%		1 05 00 000	1 05 00 000	
303		Oriental Bank of Commerce	22-04-2015	22-07-2015	8.20%		3 18 00 000	3 18 00 000	
304		Oriental Bank of Commerce	25-04-2015	25-07-2015	8.20%		2 63 00 000	2 63 00 000	
305		Oriental Bank of Commerce	27-04-2015	27-07-2015	8.20%		2 58 00 000	2 58 00 000	
306		Oriental Bank of Commerce	02-05-2015	01-08-2015	8.20%		3 25 00 000	3 25 00 000	
307		Oriental Bank of Commerce	06-05-2015	05-08-2015	8.20%		2 68 00 000	2 68 00 000	
308		Oriental Bank of Commerce	12-05-2015	11-08-2015	8.20%		1 49 00 000	1 49 00 000	
309		Oriental Bank of Commerce	14-05-2015	13-08-2015	8.20%		3 80 00 000	3 80 00 000	
310		Oriental Bank of Commerce	15-05-2015	14-08-2015	8.20%		6 07 00 000	6 07 00 000	
311		Oriental Bank of Commerce	18-05-2015	17-08-2015	8.20%		1 02 00 000	1 02 00 000	
312		Oriental Bank of Commerce	21-05-2015	20-08-2015	8.20%		50 26 00 000	50 26 00 000	
313		Oriental Bank of Commerce	26-05-2015	25-08-2015	8.05%		8 53 00 000	8 53 00 000	
314		Oriental Bank of Commerce	11-06-2015	10-09-2015	7.80%		1 67 00 000	1 67 00 000	
315		Oriental Bank of Commerce	16-06-2015	15-09-2015	7.80%		6 06 00 000	6 06 00 000	
316		Oriental Bank of Commerce	18-06-2015	17-09-2015	7.80%		2 70 00 000	2 70 00 000	
317		Oriental Bank of Commerce	10-07-2015	09-10-2015	7.50%		5 73 00 000	5 73 00 000	
318	21.924	Oriental Bank of Commerce	16-07-2015	15-10-2015	7.50%		4 70 00 000	4 70 00 000	
319		Oriental Bank of Commerce	20-07-2015	19-10-2015	7.50%		2 47 05 000	2 47 05 000	
320		Oriental Bank of Commerce	25-07-2015	24-10-2015	7.50%		1 69 05 000	1 69 05 000	
321		Oriental Bank of Commerce	20-08-2015	19-11-2015	7.25%		45 30 05 000	45 30 05 000	
322		Oriental Bank of Commerce	20-08-2015	19-11-2015	7.25%		1 33 00 000	1 33 00 000	
323		Oriental Bank of Commerce	04-09-2015	04-12-2015	7.25%		12 18 05 000	12 18 05 000	
324		Oriental Bank of Commerce	14-09-2015	14-12-2015	7.25%		5 95 00 000	5 95 00 000	
325		Oriental Bank of Commerce	16-09-2015	16-12-2015	7.35%		40 70 05 000	40 70 05 000	
326		Oriental Bank of Commerce	18-09-2015	18-12-2015	7.30%		1 75 05 000	1 75 05 000	
327		Oriental Bank of Commerce	19-09-2015	19-12-2015	7.30%		1 76 05 000	1 76 05 000	
328		Oriental Bank of Commerce	09-10-2015	08-01-2016	7.00%		9 40 05 000	9 40 05 000	
329		Oriental Bank of Commerce	19-10-2015	18-01-2016	7.00%		7 35 10 000	7 35 10 000	
330		Oriental Bank of Commerce	20-11-2015	19-02-2016	7.25%		47 26 05 000	47 26 05 000	
331		Oriental Bank of Commerce	01-02-2016	02-05-2016	7.60%		24 08 00 000		24 08 00 000
332		Oriental Bank of Commerce	19-02-2016	20-05-2016	8.11%		49 13 00 000		49 13 00 000
333		Oriental Bank of Commerce	23-02-2016	24-05-2016	8.01%		9 03 00 000		9 03 00 000
334		Oriental Bank of Commerce	25-02-2016	26-05-2016	8.01%		8 21 00 000		8 21 00 000
Sub Total 302 to 334							374 99 55 000	284 54 55 000	90 45 00 000
Grand Total 1 to 334						574 16 30 000	1550 69 90 000	1561 54 20 000	563 32 00 000

14



KPTCL & ESCOMs' NDCPS CELL

SCHEDULE : 4 INVESTMENTS IN INSURANCE POLICY

Amount in ₹.

Sl.No.	Head of Account	Investment made with/in	Amount of investment as at 31-3-2015	Addition for the year 2015-16		Withdrawn during the year	Date of Maturity	Date on which Int. Payable	Rate of Interest	Closing balance of Invested amount as at 31-3-2016
				Amount invested during the year	Interest amount capitalized					
1	21.950	LIC OF INDIA		210 30 94 395	6 01 34 954			31st Mar	8.80%	216 32 29 349
GRAND TOTAL				210 30 94 395	6 01 34 954					216 32 29 349



KPTCL & ESCOMs' NDCPS CELL

SCHEDULE-5: NDCPS PENSION CONTRIBUTION RECEIVABLES FROM KPTCL/ESCOMs

Amount in ₹.

Name of the Company	A/c Code	NDCPS Pension Contribution from KPTCL/ESCOMs			
		OB as on 1-4-2015	Demand for the year 2015-16	Received during 2015-16	Dues outstanding as at 31-3-2016
KPTCL	23.901		36,25,43,220	36,25,43,220	-
BESCOM	23.902		34,65,06,917	34,65,06,917	-
CESC	23.903		13,08,16,436	13,08,16,436	-
GESCOM	23.904		12,04,74,370	12,04,74,370	-
HESCOM	23.905		19,87,23,966	19,87,23,966	-
MESCOM	23.906		10,95,65,866	10,95,65,866	-
PCKL	23.907		13,87,290	13,87,290	-
Personnel Deputed to other Depts	23.921				-
TOTAL		-	1,27,00,18,065	1,27,00,18,065	-



KPTCL & ESCOMs' NDCPS CELL

SCHEDULE-6 :INTEREST FOR THE YEAR 2015-16

Amount in ₹.

Sl.No.	Head of Account	Investment made with/in	Amount of Investment	Date of Investment	Date of Maturity	Rate of Interest	Interest received as at 31-03-2016
Investment in TDR with Banks							
1	63.901	Andhra Bank	22 53 00 000	17-06-2014	17-06-2015	9.16%	2 13 57 262
Sub Total 1			22 53 00 000				2 13 57 262
2	63.903	Corporation Bank	2 39 00 000	11-03-2015	11-03-2016	8.85%	21 86 388
3		Corporation Bank	4 56 00 000	13-03-2015	13-03-2016	8.85%	41 83 586
4		Corporation Bank	1 06 00 000	26-03-2015	26-03-2016	8.80%	9 69 612
5		Corporation Bank	22 71 00 000	28-03-2015	28-03-2016	8.85%	2 07 75 257
6		Corporation Bank	1 23 80 000	30-03-2015	30-03-2016	8.80%	11 25 922
7		Corporation Bank	12 00 00 000	04-09-2015	04-12-2015	7.25%	21 69 041
8		Corporation Bank	9 30 00 000	09-10-2015	08-01-2016	7.00%	16 23 041
9		Corporation Bank	77 10 000	08-12-2015	08-03-2016	7.10%	1 34 555
10		Corporation Bank	19 10 000	09-12-2015	09-03-2016	7.00%	33 333
11		Corporation Bank	4 56 10 000	11-12-2015	11-03-2016	7.00%	7 95 988
12		Corporation Bank	81 10 000	19-12-2015	19-03-2016	7.00%	1 41 536
13		Corporation Bank	63 05 000	29-12-2015	29-03-2016	7.00%	1 10 035
14		Corporation Bank	2 17 10 000	30-12-2015	30-03-2016	7.00%	3 78 884
15		Corporation Bank	79 10 000	18-03-2016	17-06-2016	7.00%	1 40 018
Sub Total 2 to 15			63 18 45 000				3 47 67 196
16	63.904	Punjab National Bank	5 52 00 000	31-01-2015	31-01-2016	8.75%	50 02 351
17		Punjab National Bank	1 43 00 000	10-02-2015	10-02-2016	8.75%	12 92 909
18		Punjab National Bank	1 72 00 000	16-02-2015	16-02-2016	8.75%	15 55 107
Sub Total 16 to 18			8 67 00 000				78 50 367



Sl.No.	Head of Account	Investment made with/in	Amount of Investment	Date of Investment	Date of Maturity	Rate of Interest	Interest received as at 31-03-2016
19	63.905	State Bank of Mysore	1 30 00 000	10-04-2014	10-04-2015	9.10%	12 23 986
20		State Bank of Mysore	40 72 00 000	09-10-2014	09-10-2015	9.10%	3 83 38 996
21		State Bank of Mysore	4 78 00 000	13-10-2014	13-10-2015	9.05%	44 74 937
22		State Bank of Mysore	4 32 00 000	18-10-2014	18-10-2015	9.06%	40 44 295
23		State Bank of Mysore	2 39 00 000	21-10-2014	21-10-2015	9.05%	22 37 469
24		State Bank of Mysore	2 79 00 000	25-10-2014	25-10-2015	9.05%	26 11 940
25		State Bank of Mysore	4 99 50 000	27-10-2014	27-10-2015	9.05%	46 76 216
26		State Bank of Mysore	2 09 00 000	28-10-2014	28-10-2015	9.05%	19 56 615
27		State Bank of Mysore	20 83 00 000	06-11-2014	06-11-2005	9.00%	1 93 89 255
28		State Bank of Mysore	2 95 00 000	13-11-2014	13-11-2015	9.00%	27 45 958
29		State Bank of Mysore	4 40 00 000	17-11-2014	17-11-2015	9.00%	40 95 666
30		State Bank of Mysore	7 39 00 000	26-11-2014	26-11-2015	9.00%	68 78 857
31		State Bank of Mysore	3 57 00 000	01-12-2014	01-12-2015	9.00%	33 23 074
32		State Bank of Mysore	3 86 00 000	12-12-2014	12-12-2015	9.00%	35 93 015
33		State Bank of Mysore	4 90 00 000	17-12-2014	17-12-2015	9.00%	45 61 082
34		State Bank of Mysore	3 49 00 000	20-12-2014	20-12-2015	9.00%	32 48 608
35		State Bank of Mysore	4 50 00 000	22-12-2014	22-12-2015	9.00%	41 88 749
36		State Bank of Mysore	5 00 00 000	31-12-2014	31-12-2015	9.00%	46 54 166
37		State Bank of Mysore	1 62 00 000	17-01-2015	17-01-2016	9.00%	15 07 950
38	State Bank of Mysore	98 00 000	20-01-2015	20-01-2016	9.00%	9 12 217	
Sub Total 19 to 38			126 87 50 000				11 86 63 051
39	63.906	Syndicate Bank	1 10 00 000	18-07-2014	18-07-2015	9.05%	10,27,405.49
40		Syndicate Bank	27 30 00 000	14-08-2014	14-08-2015	9.20%	2,59,95,864.76
Sub Total 39 to 40			28 40 00 000				2,70,23,270.25

Sl.No.	Head of Account	Investment made with/in	Amount of Investment	Date of Investment	Date of Maturity	Rate of Interest	Interest received as at 31-03-2016
41	63.907	Bank of India	31 43 00 000	05-06-2014	05-06-2015	9.15%	2,97,60,359.00
42		Bank of India	3 82 00 000	10-07-2014	10-07-2015	9.05%	35,76,205.44
43		Bank of India	3 94 00 000	15-07-2014	15-07-2015	9.05%	36,88,546.25
44		Bank of India	2 43 00 000	30-01-2015	30-01-2016	8.75%	21,97,041.00
45		Bank of India	16 18 05 000	14-08-2015	13-11-2015	7.25%	29,24,681.00
46		Bank of India	9 30 00 000	09-10-2015	08-01-2016	7.00%	16,23,041.00
47		Bank of India	5 74 10 000	28-10-2015	27-01-2016	7.00%	10,01,922.00
48		Bank of India	1 52 10 000	31-10-2015	30-01-2016	7.00%	2,65,446.00
49		Bank of India	1 90 10 000	01-12-2015	01-03-2016	7.00%	3,31,764.00
50		Bank of India	80 10 000	18-12-2015	18-03-2016	7.00%	1,39,791.00
51		Bank of India	2 73 10 000	21-12-2015	21-03-2016	7.00%	4,76,616.00
Sub Total 41 to 51			79 79 55 000				4,59,85,412.69
52	63.909	Vijaya Bank	1 35 00 000	16-04-2014	16-04-2015	9.10%	12 71 062
53		Vijaya Bank	1 35 00 000	16-04-2014	16-04-2015	9.10%	12 71 062
54		Vijaya Bank	1 35 00 000	16-04-2014	16-04-2015	9.10%	12 71 062
55		Vijaya Bank	5 53 00 000	15-05-2014	15-05-2015	9.17%	52 48 070
56		Vijaya Bank	21 76 50 000	21-05-2014	21-05-2015	9.17%	2 06 55 378
57		Vijaya Bank	21 77 50 000	21-05-2014	21-05-2015	9.17%	2 06 64 868
58		Vijaya Bank	3 90 00 000	26-05-2014	26-05-2015	9.15%	36 92 822
59		Vijaya Bank	3 90 00 000	26-05-2014	26-05-2015	9.15%	36 92 822
60		Vijaya Bank	52 86 00 000	25-06-2014	25-06-2015	9.17%	5 01 65 093
61		Vijaya Bank	1 09 00 000	18-07-2014	18-07-2015	9.05%	10 26 346
62		Vijaya Bank	2 45 00 000	16-09-2014	16-09-2015	9.17%	23 25 094
63		Vijaya Bank	2 44 00 000	16-09-2014	16-09-2015	9.17%	23 15 604
64		Vijaya Bank	1 00 00 000	18-10-2014	18-10-2015	9.00%	9 33 528
65		Vijaya Bank	6 02 00 000	11-12-2014	11-12-2015	8.75%	54 42 874
66		Vijaya Bank	39 72 00 000	31-12-2014	31-12-2015	8.82%	3 62 08 885
67		Vijaya Bank	99 00 000	13-01-2015	13-01-2016	8.95%	9 16 234
68		Vijaya Bank	84 00 000	22-01-2015	22-01-2016	8.95%	7 77 411

Sl.No.	Head of Account	Investment made with/in	Amount of Investment	Date of Investment	Date of Maturity	Rate of Interest	Interest received as at 31-03-2016
69		Vijaya Bank	83 00 000	22-01-2015	22-01-2016	8.95%	7 68 156
70		Vijaya Bank	83 00 000	22-01-2015	22-01-2016	8.95%	7 68 156
71		Vijaya Bank	5 61 00 000	19-03-2015	19-03-2016	8.80%	51 02 117
72		Vijaya Bank	5 96 00 000	23-03-2015	23-03-2016	8.90%	54 84 075
73		Vijaya Bank	34 42 00 000	05-06-2015	04-09-2015	8.00%	68 65 140
74		Vijaya Bank	36 79 00 000	17-06-2015	16-09-2015	8.00%	73 37 841
75		Vijaya Bank	57 87 00 000	25-06-2015	24-09-2015	7.90%	1 13 98 012
76		Vijaya Bank	57 01 10 000	24-09-2015	24-12-2015	7.50%	1 11 28 860
77		Vijaya Bank	59 76 00 000	28-12-2015	28-03-2016	7.50%	1 11 74 301
78		Vijaya Bank	24 40 00 000	31-12-2015	31-03-2016	7.50%	45 62 466
79		Vijaya Bank	24 40 00 000	31-12-2015	31-03-2016	7.50%	45 62 466
Sub Total 52 to 79			476 21 10 000				22 70 29 805
80		Indian Bank	3 03 00 000	08-08-2014	08-08-2015	9.16%	28 72 282
81		Indian Bank	6 09 00 000	18-08-2014	18-08-2015	9.16%	57 73 002
82		Indian Bank	3 63 00 000	22-08-2014	22-08-2015	9.16%	34 41 050
83		Indian Bank	1 97 00 000	09-09-2014	09-09-2015	9.16%	18 67 457
84		Indian Bank	5 44 00 000	12-09-2014	12-09-2015	9.16%	51 56 836
85	63.910	Indian Bank	81 00 000	20-09-2014	20-09-2015	9.16%	7 69 174
86		Indian Bank	1 10 00 000	27-09-2014	27-09-2015	9.16%	10 44 557
87		Indian Bank	3 73 00 000	30-09-2014	30-09-2015	9.16%	35 35 845
88		Indian Bank	4 69 00 000	19-11-2014	19-11-2015	9.00%	43 65 607
89		Indian Bank	2 99 00 000	21-11-2014	21-11-2015	9.00%	27 83 191
90		Indian Bank	2 53 00 000	08-12-2014	08-12-2015	9.00%	23 55 008
Sub Total 80 to 90			36 01 00 000				3 39 64 009

20



Sl.No.	Head of Account	Investment made with/in	Amount of Investment	Date of Investment	Date of Maturity	Rate of Interest	Interest received as at 31-03-2016
91		Central Bank of India	5 30 00 000	11-11-2014	11-11-2015	9.00%	49 33 416
92		Central Bank of India	2 96 00 000	24-01-2015	24-01-2016	8.75%	26 83 968
93		Central Bank of India	5 52 00 000	31-01-2015	31-01-2016	8.75%	50 05 237
94		Central Bank of India	5 52 00 000	31-01-2015	31-01-2016	8.75%	50 05 237
95		Central Bank of India	39 00 000	07-02-2015	07-02-2016	9.00%	3 64 076
96		Central Bank of India	39 00 000	07-02-2015	07-02-2016	9.00%	3 64 076
97		Central Bank of India	81 00 000	07-03-2015	07-03-2016	9.00%	7 56 180
98		Central Bank of India	4 43 00 000	16-04-2015	16-04-2016	8.00%	8 83 573
99		Central Bank of India	82 00 000	08-05-2015	07-08-2015	8.20%	1 67 639
100		Central Bank of India	98 00 000	07-07-2015	06-10-2015	7.60%	1 85 690
101		Central Bank of India	7 03 00 000	15-07-2015	14-10-2015	7.50%	13 14 514
102		Central Bank of India	2 21 00 000	17-07-2015	16-10-2015	7.50%	4 13 240
103		Central Bank of India	99 95 000	20-07-2015	19-10-2015	7.60%	1 89 385
104		Central Bank of India	99 95 000	22-07-2015	21-10-2015	7.60%	1 89 385
105		Central Bank of India	99 95 000	25-07-2015	24-10-2015	7.60%	1 89 385
106		Central Bank of India	99 95 000	27-07-2015	26-10-2015	7.60%	1 93 547
107		Central Bank of India	3 92 00 000	22-07-2015	26-10-2015	7.50%	7 32 986
108		Central Bank of India	2 45 05 000	01-08-2015	31-10-2015	7.50%	4 58 210
109		Central Bank of India	99 95 000	01-08-2015	31-10-2015	7.60%	1 89 385
110		Central Bank of India	99 95 000	05-08-2015	04-11-2015	7.60%	1 89 385
111		Central Bank of India	99 95 000	07-08-2015	06-11-2015	7.60%	1 89 385
112		Central Bank of India	99 95 000	10-08-2015	09-11-2015	7.60%	1 89 385
113		Central Bank of India	2 31 05 000	10-08-2015	09-11-2015	7.50%	4 32 032
114		Central Bank of India	99 95 000	11-08-2015	10-11-2015	7.60%	1 89 385
115		Central Bank of India	99 95 000	13-08-2015	12-11-2015	7.60%	1 89 385
116		Central Bank of India	99 95 000	14-08-2015	13-11-2015	7.60%	1 89 385
117		Central Bank of India	9 99 00 000	14-08-2015	13-11-2015	7.50%	18 67 993
118		Central Bank of India	99 95 000	17-08-2015	16-11-2015	7.60%	1 89 385
119		Central Bank of India	99 95 000	18-08-2015	17-11-2015	7.60%	1 89 385

Sl.No.	Head of Account	Investment made with/in	Amount of Investment	Date of Investment	Date of Maturity	Rate of Interest	Interest received as at 31-03-2016
120		Central Bank of India	99 95 000	20-08-2015	19-11-2015	7.60%	1 89 385
121		Central Bank of India	99 95 000	25-08-2015	24-11-2015	7.60%	1 89 385
122		Central Bank of India	99 95 000	04-09-2015	04-12-2015	7.60%	1 89 385
123		Central Bank of India	99 95 000	09-09-2015	09-12-2015	7.60%	1 89 385
124		Central Bank of India	99 95 000	16-09-2015	16-12-2015	7.60%	1 89 385
125		Central Bank of India	99 95 000	18-09-2015	18-12-2015	7.60%	1 89 385
126		Central Bank of India	99 95 000	19-09-2015	19-12-2015	7.60%	1 89 385
127		Central Bank of India	89 00 000	21-09-2015	21-12-2015	7.60%	1 68 637
128		Central Bank of India	99 95 000	24-09-2015	24-12-2015	7.60%	1 89 385
129		Central Bank of India	99 95 000	24-09-2015	24-12-2015	7.60%	1 97 710
130		Central Bank of India	60 00 000	28-09-2015	28-12-2015	7.60%	1 13 688
131		Central Bank of India	60 00 000	28-09-2015	28-12-2015	7.60%	1 13 688
132		Central Bank of India	99 95 000	30-09-2015	30-12-2015	7.60%	1 89 385
133		Central Bank of India	2 09 10 000	30-09-2015	30-12-2015	7.25%	3 86 280
134		Central Bank of India	99 95 000	30-09-2015	30-12-2015	7.60%	1 89 385
135		Central Bank of India	58 00 000	07-10-2015	06-01-2016	7.60%	1 09 898
136		Central Bank of India	58 00 000	07-10-2015	06-01-2016	7.60%	1 09 898
137		Central Bank of India	99 95 000	09-10-2015	08-01-2016	7.35%	1 83 155
138		Central Bank of India	9 90 00 000	09-10-2015	08-01-2016	7.25%	17 89 459
139		Central Bank of India	9 90 00 000	09-10-2015	08-01-2016	7.25%	17 89 459
140		Central Bank of India	99 95 000	13-10-2015	12-01-2016	7.35%	1 83 155
141		Central Bank of India	4 22 05 000	13-10-2015	12-01-2016	7.25%	7 64 433
142	63.911	Central Bank of India	2 40 10 000	14-10-2015	13-01-2016	7.25%	4 33 989
143		Central Bank of India	99 95 000	14-10-2015	13-01-2016	7.35%	1 83 155
144		Central Bank of India	99 95 000	14-10-2015	13-01-2016	7.35%	1 83 155
145		Central Bank of India	99 95 000	15-10-2015	14-01-2016	7.35%	1 83 155
146		Central Bank of India	3 78 55 000	15-10-2015	14-01-2016	7.25%	6 84 242
147		Central Bank of India	99 95 000	15-10-2015	14-01-2016	7.35%	1 83 155
148		Central Bank of India	3 78 55 000	15-10-2015	14-01-2016	7.25%	6 84 242

Sl.No.	Head of Account	Investment made with/in	Amount of Investment	Date of Investment	Date of Maturity	Rate of Interest	Interest received as at 31-03-2016
149		Central Bank of India	99 95 000	19-10-2015	18-01-2016		1 83 155
150		Central Bank of India	99 95 000	19-10-2015	18-01-2016	7.35%	1 83 155
151		Central Bank of India	99 95 000	21-10-2015	20-01-2016	7.35%	1 83 155
152		Central Bank of India	99 95 000	21-10-2015	20-01-2016	7.35%	1 83 155
153		Central Bank of India	3 90 10 000	21-10-2015	20-01-2016	7.00%	6 80 805
154		Central Bank of India	99 95 000	26-10-2015	25-01-2016	7.35%	1 83 155
155		Central Bank of India	99 95 000	26-10-2015	25-01-2016	7.35%	1 83 155
156		Central Bank of India	8 83 10 000	26-10-2015	25-01-2016	7.00%	15 41 191
157		Central Bank of India	99 95 000	28-10-2015	27-01-2016	7.35%	1 83 155
158		Central Bank of India	99 95 000	28-10-2015	27-01-2016	7.35%	1 83 155
159		Central Bank of India	99 95 000	31-10-2015	30-01-2016	7.35%	1 83 155
160		Central Bank of India	99 95 000	31-10-2015	30-01-2016	7.35%	1 83 155
161		Central Bank of India	99 95 000	04-11-2015	03-02-2016	7.35%	1 83 155
162		Central Bank of India	99 95 000	04-11-2015	03-02-2016	7.35%	1 83 155
163		Central Bank of India	99 95 000	20-11-2015	19-02-2016	7.35%	1 83 155
164		Central Bank of India	99 95 000	21-11-2015	20-02-2016	7.35%	1 83 155
165		Central Bank of India	99 95 000	23-11-2015	22-02-2016	7.35%	1 83 155
166		Central Bank of India	99 95 000	23-11-2015	22-02-2016	7.35%	1 83 155
167		Central Bank of India	99 95 000	24-11-2015	23-02-2016	7.35%	1 83 155
168		Central Bank of India	99 95 000	24-11-2015	23-02-2016	7.35%	1 83 155
169		Central Bank of India	99 95 000	26-11-2015	25-02-2016	7.35%	1 83 155
170		Central Bank of India	99 95 000	26-11-2015	25-02-2016	7.35%	1 83 155
171		Central Bank of India	99 95 000	01-12-2015	01-03-2016	7.35%	1 83 155
172		Central Bank of India	99 95 000	01-12-2015	01-03-2016	7.35%	1 83 155
173		Central Bank of India	99 95 000	04-12-2015	04-03-2016	7.35%	1 83 155
174		Central Bank of India	99 95 000	04-12-2015	04-03-2016	7.35%	1 83 155
175		Central Bank of India	99 95 000	08-12-2015	08-03-2016	7.35%	1 83 155
176		Central Bank of India	99 95 000	08-12-2015	08-03-2016	7.35%	1 83 155
177		Central Bank of India	99 95 000	09-12-2015	09-03-2016	7.35%	1 83 155

Sl.No.	Head of Account	Investment made with/in	Amount of Investment	Date of Investment	Date of Maturity	Rate of Interest	Interest received as at 31-03-2016
178		Central Bank of India	99 95 000	09-12-2015	09-03-2016	7.35%	1 83 155
179		Central Bank of India	99 95 000	11-12-2015	11-03-2016	7.35%	1 83 155
180		Central Bank of India	99 95 000	11-12-2015	11-03-2016	7.35%	1 83 155
181		Central Bank of India	99 95 000	17-12-2015	17-03-2016	7.35%	1 83 155
182		Central Bank of India	99 95 000	17-12-2015	17-03-2016	7.35%	1 83 155
183		Central Bank of India	99 95 000	18-12-2015	18-03-2016	7.35%	1 83 155
184		Central Bank of India	99 95 000	18-12-2015	18-03-2016	7.35%	1 83 155
185		Central Bank of India	99 95 000	19-12-2015	19-03-2016	7.35%	1 83 155
186		Central Bank of India	99 95 000	19-12-2015	19-03-2016	7.35%	1 83 155
187		Central Bank of India	99 95 000	21-12-2015	21-03-2016	7.35%	1 83 155
188		Central Bank of India	99 95 000	21-12-2015	21-03-2016	7.35%	1 83 155
189		Central Bank of India	99 95 000	22-12-2015	22-03-2016	7.35%	1 83 155
190		Central Bank of India	99 95 000	22-12-2015	22-03-2016	7.35%	1 83 155
191		Central Bank of India	2 91 10 000	22-12-2015	22-03-2016	7.00%	5 08 029
192		Central Bank of India	99 95 000	29-12-2015	29-03-2016	7.35%	1 83 155
193		Central Bank of India	99 95 000	30-12-2015	30-03-2016	7.35%	1 83 155
194		Central Bank of India	99 95 000	30-12-2015	30-03-2016	7.35%	1 83 155
Sub Total 91 to 194			182 97 10 000				4 89 78 327
195		UCO Bank	5 52 00 000	31-01-2015	31-01-2016	8.75%	50 05 198
196		UCO Bank	8 66 00 000	13-02-2015	12-02-2016	8.80%	78 75 995
197	63.919	UCO Bank	1 00 00 000	09-06-2015	08-09-2015	7.85%	1 95 712
198		UCO Bank	1 22 00 000	15-06-2015	13-09-2015	7.80%	2 37 248
199		UCO Bank	2 71 00 000	20-06-2015	19-09-2015	7.80%	5 27 002
Sub Total 195 to 199			19 11 00 000				1 38 41 155
200	63.920	Allahabad Bank	5 13 00 000	18-02-2015	18-02-2016	8.82%	46 76 525
201		Allahabad Bank	4 67 00 000	21-02-2015	21-02-2016	8.82%	42 62 772
Sub Total 200 to 201			9 80 00 000				89 39 297

Sl.No.	Head of Account	Investment made with/in	Amount of Investment	Date of Investment	Date of Maturity	Rate of Interest	Interest received as at 31-03-2016
202	63.921	State Bank of Patiala	2 90 00 000	21-04-2014	21-04-2015	9.25%	27 84 341
203		State Bank of Patiala	2 40 00 000	25-04-2014	25-04-2015	9.25%	22 98 200
204		State Bank of Patiala	2 34 00 000	26-04-2014	26-04-2015	9.25%	22 46 675
205		State Bank of Patiala	2 96 00 000	30-04-2014	30-04-2015	9.25%	28 34 447
206		State Bank of Patiala	10 00 00 000	17-06-2014	17-06-2015	9.25%	95 75 835
207		State Bank of Patiala	2 47 00 000	18-06-2014	18-06-2015	9.25%	23 65 231
208		State Bank of Patiala	2 47 00 000	20-06-2014	20-06-2015	9.25%	23 65 231
209		State Bank of Patiala	1 04 00 000	08-07-2014	08-07-2015	9.15%	7 85 200
210		State Bank of Patiala	4 45 00 000	16-07-2014	16-07-2015	9.15%	42 13 605
211		State Bank of Patiala	2 20 00 000	26-07-2014	26-07-2015	9.15%	20 87 727
Sub Total 202 to 211			33 23 00 000				3 15 56 492
212		Punjab & Sindh Bank	3 23 00 000	08-01-2015	08-01-2016	8.80%	29 37 582
213		Punjab & Sindh Bank	4 51 00 001	09-01-2015	09-01-2016	8.80%	50 61 651
		Punjab & Sindh Bank	99 99 999			9.00%	
214		Punjab & Sindh Bank	4 41 00 000	13-01-2015	13-01-2016	8.80%	40 10 755
215		Punjab & Sindh Bank	2 59 00 000	19-01-2015	19-01-2016	8.80%	23 55 523
216		Punjab & Sindh Bank	97 00 000	20-01-2015	20-01-2016	9.00%	9 02 908
217		Punjab & Sindh Bank	1 12 00 000	08-07-2015	07-10-2015	7.50%	2 09 382
218		Punjab & Sindh Bank	2 85 00 000	17-07-2015	12-10-2015	7.50%	5 38 657
219		Punjab & Sindh Bank	4 69 00 000	16-07-2015	15-10-2015	7.00%	8 76 786
220		Punjab & Sindh Bank	2 24 05 000	22-07-2015	21-10-2015	7.50%	4 18 857
221		Punjab & Sindh Bank	1 75 05 000	05-08-2015	04-11-2015	7.50%	3 27 252
222		Punjab & Sindh Bank	74 05 000	07-08-2015	06-11-2015	7.50%	1 38 435
223		Punjab & Sindh Bank	2 12 05 000	11-08-2015	10-11-2015	7.50%	4 00 780
224		Punjab & Sindh Bank	4 99 00 000	13-08-2015	12-11-2015	7.50%	9 43 123
225		Punjab & Sindh Bank	3 44 05 000	13-08-2015	12-11-2015	7.50%	6 50 264
226		Punjab & Sindh Bank	4 99 00 000	14-08-2015	13-11-2015	7.50%	9 32 870
227		Punjab & Sindh Bank	4 99 00 000	14-08-2015	13-11-2015	7.50%	9 32 870
228	Punjab & Sindh Bank	1 00 00 000	18-08-2015	17-11-2015	7.50%	1 86 948	

Sl.No.	Head of Account	Investment made with/in	Amount of Investment	Date of Investment	Date of Maturity	Rate of Interest	Interest received as at 31-03-2016
229	63.923	Punjab & Sindh Bank	4 71 05 000	18-08-2015	17-11-2015	7.50%	8 80 618
230		Punjab & Sindh Bank	4 99 00 000	20-08-2015	19-11-2015	7.50%	9 32 870
231		Punjab & Sindh Bank	3 97 00 000	24-08-2015	23-11-2015	7.50%	7 42 183
232		Punjab & Sindh Bank	2 71 05 000	25-08-2015	24-11-2015	7.50%	5 06 722
233		Punjab & Sindh Bank	4 99 00 000	25-08-2015	24-11-2015	7.50%	9 32 870
234		Punjab & Sindh Bank	4 99 00 000	04-09-2015	04-12-2015	7.50%	9 33 062
235		Punjab & Sindh Bank	4 99 00 000	04-09-2015	04-12-2015	7.50%	9 33 062
236		Punjab & Sindh Bank	1 15 05 000	09-09-2015	09-12-2015	7.50%	2 15 128
237		Punjab & Sindh Bank	2 26 05 000	21-11-2015	20-02-2016	7.25%	4 08 512
238		Punjab & Sindh Bank	2 05 10 000	23-11-2015	22-02-2016	7.00%	3 70 652
239		Punjab & Sindh Bank	4 99 00 000	24-11-2015	23-02-2016	7.25%	9 01 780
240		Punjab & Sindh Bank	1 88 10 000	24-11-2015	23-02-2016	7.25%	3 39 997
241		Punjab & Sindh Bank	4 00 00 000	26-11-2015	25-02-2016	7.25%	10 97 354
242		Punjab & Sindh Bank	2 07 10 000				
243		Punjab & Sindh Bank	30 99 10 000	04-12-2015	04-03-2016	7.30%	56 40 362
244		Punjab & Sindh Bank	10 28 00 000	14-12-2015	14-03-2016	7.40%	19 01 800
245		Punjab & Sindh Bank	42 47 00 000	15-12-2015	16-03-2016	7.40%	78 56 950
246		Punjab & Sindh Bank	3 35 10 000	17-12-2015	17-03-2016	7.32%	6 13 233
247		Punjab and sind Bank	1 73 00 000	16-02-2015	16-02-2016	8.75%	15 64 149
Sub Total 212 to 247			190 20 95 000				4 85 95 947
248		Oriental Bank of Commerce	1 05 00 000	20-04-2015	20-07-2015	8.20%	2 14 660
249		Oriental Bank of Commerce	3 18 00 000	22-04-2015	22-07-2015	8.20%	6 50 114
250		Oriental Bank of Commerce	2 63 00 000	25-04-2015	25-07-2015	8.20%	5 37 673
251		Oriental Bank of Commerce	2 58 00 000	27-04-2015	27-07-2015	8.20%	5 27 451
252		Oriental Bank of Commerce	3 25 00 000	02-05-2015	01-08-2015	8.20%	6 64 425
253		Oriental Bank of Commerce	2 68 00 000	06-05-2015	05-08-2015	8.20%	5 47 895
254		Oriental Bank of Commerce	1 49 00 000	12-05-2015	11-08-2015	8.20%	3 04 613
255		Oriental Bank of Commerce	3 80 00 000	14-05-2015	13-08-2015	8.20%	7 76 866
256		Oriental Bank of Commerce	6 07 00 000	15-05-2015	14-08-2015	8.20%	12 40 941

Sl.No.	Head of Account	Investment made with/in	Amount of Investment	Date of Investment	Date of Maturity	Rate of Interest	Interest received as at 31-03-2016	
257	63.924	Oriental Bank of Commerce	1 02 00 000	18-05-2015	17-08-2015	8.20%	2 08 527	
258		Oriental Bank of Commerce	50 26 00 000	21-05-2015	20-08-2015	8.20%	1 02 75 072	
259		Oriental Bank of Commerce	8 53 00 000	26-05-2015	25-08-2015	8.05%	17 11 959	
260		Oriental Bank of Commerce	1 67 00 000	11-06-2015	10-09-2015	7.80%	3 24 758	
261		Oriental Bank of Commerce	6 06 00 000	16-06-2015	15-09-2015	7.80%	11 78 462	
262		Oriental Bank of Commerce	2 70 00 000	18-06-2015	17-09-2015	7.80%	5 30 940	
263		Oriental Bank of Commerce	5 73 00 000	10-07-2015	09-10-2015	7.50%	10 71 432	
264		Oriental Bank of Commerce	4 70 00 000	16-07-2015	15-10-2015	7.50%	8 78 836	
265		Oriental Bank of Commerce	2 47 05 000	20-07-2015	19-10-2015	7.50%	4 61 950	
266		Oriental Bank of Commerce	1 69 05 000	25-07-2015	24-10-2015	7.50%	3 23 177	
267		Oriental Bank of Commerce	45 30 05 000		20-08-2015	19-11-2015	7.25%	84 28 623
268		Oriental Bank of Commerce	1 33 00 000					
269		Oriental Bank of Commerce	12 18 05 000		04-09-2015	04-12-2015	7.25%	22 01 667
270		Oriental Bank of Commerce	5 95 00 000		14-09-2015	14-12-2015	7.25%	10 75 483
271		Oriental Bank of Commerce	40 70 05 000		16-09-2015	16-12-2015	7.35%	74 58 227
272		Oriental Bank of Commerce	1 75 05 000		18-09-2015	18-12-2015	7.30%	3 18 591
273		Oriental Bank of Commerce	1 76 05 000		19-09-2015	19-12-2015	7.30%	3 20 411
274		Oriental Bank of Commerce	9 40 05 000		09-10-2015	08-01-2016	7.00%	16 40 580
275		Oriental Bank of Commerce	7 35 10 000		19-10-2015	18-01-2016	7.00%	12 82 901
276		Oriental Bank of Commerce	47 26 05 000		20-11-2015	19-02-2016	7.25%	84 95 366
Sub Total 248 to 276			284 54 55 000				5 36 51 600	
Grand Total 1 to 276			1276 99 65 000				72 22 03 191	





KPTCL & ESCOMS' NDCPS CELL

Schedule 11 : Receipts and Payments Account for the year ended 31st March 2016

Amount in ₹.

RECEIPTS					PAYMENTS				
Particulars	A/C code	2015-16		2014-15	Particulars	A/C code	2015-16		2014-15
1. Opening balance:					1. Investment in Bank TDRs				
State Bank of India	24.902	7 945			Andhra Bank	21.901			
State Bank of Mysore	24.904	95 463	1 03 408	2 00 735	Corporation Bank	21.903	56 85 15 000		
					Punjab National Bank	21.904	3 83 00 000		
2. Contribution Received:					State Bank of Mysore	21.905	1 42 00 000		
KPTCL	23.901	36 25 43 220			Syndicate Bank	21.906			
BESCOM	23.902	34 65 06 917			Bank of India	21.907	39 64 55 000		
CESC	23.903	13 08 16 436			Vijaya Bank	21.909	536 41 10 000		
GESCOM	23.904	12 04 74 370			Indian Bank	21.910			
HESCOM	23.905	19 87 23 966			Central Bank of India	21.911	174 17 60 000		
MESCOM	23.906	10 95 65 866			UCO Bank	21.919	11 44 00 000		
PCKL	23.907	13 87 290			Allahabad Bank	21.920	87 13 00 000		
KPTCL DEPUTATIONIST	23.921	18 09 460	127 18 27 525	109 17 75 020	State Bank of Patiala	21.921			
					Dena Bank	21.922	5 00 00 000		
3. Interest on investment in Bank TDRs					Punjab & Sindh Bank	21.923	259 79 95 000		
Andhra Bank	63.901	2 13 57 262			OBC	21.924	374 99 55 000	1550 69 90 000	610 51 30 000
Corporation Bank	63.903	3 47 67 196							
Punjab National Bank	63.904	78 50 367			2. Investment in Bank TDRs				
State Bank of Mysore	63.905	11 86 63 051			LIC of India	21.950	210 30 94 395	210 30 94 395	
Syndicate Bank	63.906	2 70 23 270							
Bank of India	63.907	4 59 85 413			3. Bank Interest reversed				
Vijaya Bank	63.909	22 70 29 805			SBI	63.981	158	158	
Indian Bank	63.910	3 39 64 009							
Central Bank of India	63.911	4 89 78 327							
Yes Bank	63.913								
South Indian Bank	63.916								
Karnataka Bank	63.917								
Ratnakar Bank	63.918								
UCO Bank	63.919	1 38 41 155							
Allahabad Bank	63.920	89 39 297							
State Bank of Patiala	63.921	3 15 56 492							
Dena Bank	63.922								
Punjab & Sindh Bank	63.923	4 85 95 947							
OBC	63.924	5 36 51 600	72 22 03 191	40 66 04 219					



RECEIPTS					PAYMENTS				
Particulars	A/C code	2015-16		2014-15	Particulars	A/C code	2015-16		2014-15
4. Investments in TDR with banks									
Banks discharged									
Andhra Bank	21.901	22 53 00 000							
Corporation Bank	21.903	63 18 45 000							
Punjab National Bank	21.904	8 67 00 000							
State Bank of Mysore	21.905	126 87 50 000							
Syndicate Bank	21.906	28 40 00 000							
Bank of India	21.907	79 79 55 000							
Vijaya Bank	21.909	476 21 10 000							
Indian Bank	21.910	36 01 00 000							
Central Bank of India	21.911	182 97 10 000							
Yes Bank	21.913								
South Indian Bank	21.916								
Karnataka Bank	21.917								
Ratnakar Bank	21.918								
UCO Bank	21.919	19 11 00 000							
Allahabad Bank	21.920	9 80 00 000							
State Bank of Patiala	21.921	33 23 00 000							
Dena Bank	21.922								
Punjab & Sindh Bank	21.923	190 20 95 000							
OBC	21.924	284 54 55 000	1561 54 20 000	460 62 70 000					
5. Interest on Savings Bank Account					4. Closing Balance				
State Bank of India	63.981	477			SBI	24.902	8 264		
State Bank of Mysore	63.982	5 68 100	5 68 577	3 83 434	SBM	24.904	29 884	38 148	1 03 408
Grand Total		1761 01 22 701	1761 01 22 701	610 52 33 408	Grand Total		1761 01 22 701	1761 01 22 701	610 52 33 408
 Accounts Officer KPTCL & ESCOMS' NDCPS CELL		 Deputy Controller of Accounts KPTCL & ESCOMS' NDCPS CELL		 Controller of Accounts KPTCL & ESCOMS' Pension & Gratuity Trust		 Financial Adviser & Managing Trustee KPTCL & ESCOMS' Pension & Gratuity Trust			
Place: Bangalore									
Date: 29 AUG 2016									