

ಕರ್ನಾಟಕ ವಿದ್ಯುತ್ ಪ್ರಸಾರಣ ನಿಗಮ ನಿಯಮಿತ

No: CEE/SLDC/SEE/TBC/EEE-2/AEE-4/21799



ಕಛೇರಿ

ಮುಖ್ಯ ಇಂಜಿನಿಯರ್ (ವಿ) ರವರ ಕಛೇರಿ,
ರಾಜ್ಯ ವಿದ್ಯುತ್ ರವಾನೆ ಕೇಂದ್ರ, ಕವಿಪ್ರನಿನಿ,
ರೇಸ್ ಕೋರ್ಸ್ ಕ್ರಾಸ್ ರಸ್ತೆ, ಆನಂದ್

ರಾವ್ ವೃತ್ತ, ಬೆಂಗಳೂರು-560009.

ದಿನಾಂಕ: 31 MAR 2022

ಗೆ,

ಅಧೀಕ್ಷಕ ಇಂಜಿನಿಯರ್ (ಐಟಿ ಮತ್ತು ಎಂ.ಐ.ಎಸ್)

ಕವಿಪ್ರನಿನಿ, ನಿಗಮ ಕಾರ್ಯಾಲಯ,

ಕಾವೇರಿ ಭವನ, ಕೆ.ಜಿ. ರಸ್ತೆ,

ಬೆಂಗಳೂರು-560009.

ಮಾನ್ಯರೇ,

ವಿಷಯ: 2021-22 ನೇ ವರ್ಷದ (ಮೊದಲನೇ ತ್ರೈಮಾಸಿಕ, ಎರಡನೇ ತ್ರೈಮಾಸಿಕ ಮತ್ತು ಮೂರನೇ ತ್ರೈಮಾಸಿಕ) RPO ವಿವರಗಳನ್ನು ಕವಿಪ್ರನಿನಿ ಜಾಲತಾಣದಲ್ಲಿ ಹಾಕುವ ಬಗ್ಗೆ.

ಉಲ್ಲೇಖ: KERC (Terms and Conditions for open access) Third Amendment.

ಮೇಲ್ಕಂಡ ವಿಷಯಕ್ಕೆ ಸಂಬಂಧಿಸಿದಂತೆ, 2021-22 ನೇ ವರ್ಷದ (ಮೊದಲನೇ ತ್ರೈಮಾಸಿಕ, ಎರಡನೇ ತ್ರೈಮಾಸಿಕ ಮತ್ತು ಮೂರನೇ ತ್ರೈಮಾಸಿಕ) RPO ವಿವರಗಳನ್ನು ಈ ಪತ್ರದೊಂದಿಗೆ ಲಗತ್ತಿಸುತ್ತಾ, ಕವಿಪ್ರನಿನಿ ಜಾಲತಾಣದಲ್ಲಿ ಹಾಕಲು ಸೂಕ್ತ ಕ್ರಮ ಕೈಗೊಳ್ಳಬೇಕಾಗಿ ಈ ಮೂಲಕ ಕೋರಲಾಗಿದೆ.

ಹಾಸು (ಮತೆ-1)
B.S.H.
21/3/22

ML
AEE
21/3/22


ತಮ್ಮ ವಿಶ್ವಾಸಿ,

ಮುಖ್ಯ ಇಂಜಿನಿಯರ್ (ವಿ)

ಎಸ್‌ಎಲ್‌ಡಿ‌ಸಿ, ಕೆಪಿಟಿಸಿಎಲ್, ಬೆಂಗಳೂರು.


RPO for BESCO, MESCOM, CESC, HESCO & GESCOM from APRIL 2021 to DECEMBER-2021 (Provisonal)
Excluding procurement from hydropower during FY-2018 (Sixth Amendment) Regulations, 2018 Dtd 15.11.2018

Month	ESCOMS	Energy purchased	Energy purchased from other ESCOM	Total energy Purchased	Non-Solar					Solar							
					KERC Target for RPO in %	RPO to be met in Units	Non Solar Energy Purchased (PPA-GE-APPC)			RPO Achived in %	KERC Target for RPO in %	RPO to be met in Units	Solar Energy Purchased ((PPA+SRTPV)-GE-APPC)				RPO Achived
							PPA	Green Energy	APPC				in %	in %	in Units	PPA	
		in units			in %	in Units	PPA	Green Energy	APPC	in %	in %	in Units	PPA	Solar Roof top Energy	Green Energy	APPC	in %
1st Quarter	BESCO	6987554582	-252590723	6734963858	12	808195663	753544433	0		11.19	10.5	707171205	1274430685				18.923
	GESCOM	1923091165	-181246945	1741844221	8	139347538	445508935	0		25.58	10.5	182893643	341661570				19.615
	HESCO	2560356480	530964880	3091321360	11	340045350	639344454	0		20.68	10.5	324588743	481249063				15.568
	MESCOM	1163586462	-196265248	967321214	13	125751758	133626921	3700000		13.43	10.5	101568727	222008223				22.951
	CESC	1193268760	99138037	1292406796	12	155088816	80173326	0		6.20	10.5	135702714	311227934				24.081
2nd Quarter	BESCO	6443917973	-585710986	5858206987	12	702984838	1402963119	0		23.95	10.5	615111734	1122896055				19.168
	GESCOM	1764801397	-109046192	1655755205	8	132460416	634762324	0		38.34	10.5	173854297	281820139				17.021
	HESCO	1680138470	861058499	2541196970	11	279531667	913450987	0		35.95	10.5	266825682	404766214				15.928
	MESCOM	1118790369	-309058207	809732162	13	105265181	309641076	0		38.24	10.5	85021877	182810016				22.577
	CESC	663512409	142756886	806269295	12	96752315	242407070	0		30.07	10.5	84658276	260506900				32.310
3rd Quarter	BESCO	6216738488	-480972783	5735765705	12	688291885	987973546	0		17.22	10.5	602255399	1087578886				18.961
	GESCOM	1646361450	192046739	1838408189	8	147072655	391402235	0		21.29	10.5	193032860	281002554				15.285
	HESCO	1985797586	781727152	2767524738	11	304427721	736110283	0		26.60	10.5	290590097	404211899				14.606
	MESCOM	1098163212	-206054050	892109162	13	115974191	212033818	4189477		23.30	10.5	93671462	186728895				20.931
	CESC	1114237651	-286747057	827490594	12	99298871	232420602	0		28.09	10.5	86886512	253389260				30.621
4th Quarter	BESCO	0	0	0	12	0	0	0	0		10.5	0	0				
	GESCOM	0	0	0	8	0	0	0	0		10.5	0	0				
	HESCO	0	0	0	11	0	0	0	0		10.5	0	0				
	MESCOM	0	0	0	13	0	0	0	0		10.5	0	0				
	CESC	0	0	0	12	0	0	0	0		10.5	0	0				
2021-22 (From APRIL 2021 to DECEMBER-2021)	BESCO	19648211043	-1319274493	18328936551	12	2199472386	3144481099	0	0	17.16	10.5	1924538338	3484905626				19.013
	GESCOM	5334254013	-98246398	5236007615	8	418880609	1471673494	0	0	28.11	10.5	549780800	904484264				17.274
	HESCO	6226292536	2173750531	8400043067	11	924004737	2288905725	0	0	27.25	10.5	882004522	1290227176				15.360
	MESCOM	3380540044	-711377505	2669162539	13	346991130	655301814		0	24.551	10.5	280262067	591547134				22.162
	CESC	2971018819	-44852135	2926166685	12	351140002	555000998	0	0	18.97	10.5	307247502	825124094				28.198


 Superintending Engineer(Ele.) 29/3/22
 TBC, KPTCL, Bengaluru

RPO for BESCOM, MESCOM, CESC, HESCOM & GESCOM for the quarter OCTOBER-2021 to DECEMBER-2021
Excluding procurement from hydropower during FY-2018 (Sixth Amendment) Regulations, 2018 Dtd 15.11.2018

Month	ESCOMS	Energy purchased	Energy purchased from other ESCOM	Total energy Purchased	Non Solar					Solar							
					KERC Target for RPO in %	RPO to be met in Units	Non Solar Energy Purchased (PPA-GE-APPC)			RPO Achieved in %	KERC Target for RPO in %	RPO to be met in Units	Solar Energy Purchased ((PPA+SRTPV)-GE-APPC)				Solar RPO Achieved
							PPA	Green Energy	APPC				PPA	Solar Roof top Energy	Green Energy	APPC	
		in units			in %	in Units	PPA	Green Energy	APPC	in %	in %	in Units	PPA	Solar Roof top Energy	Green Energy	APPC	in %
Oct-21	BESCOM	2123847718	-277394097	1846453621	12	221574435	261246283			14.15	10.5	193877630	375496000				20.336
	GESCOM	558730952	65363604	624094556	8	49927564	104098952			16.68	10.5	65529928	107047761				17.152
	HESCOM	583423305	407394403	990817708	11	108989948	144888074			14.62	10.5	104035859	150765446				15.216
	MESCOM	388045226	-105306339	282738888	13	36756055	70539624			24.95	10.5	29687583	68235575				24.134
	CESC	333194908	-90057571	243137337	12	29176480	70603484			29.04	10.5	25529420	93645424				38.515
Nov-21	BESCOM	1909735568	-115904966	1793830603	12	215259672	359722199			20.05	10.5	188352213	326233407				18.186
	GESCOM	510735599	58091189	568826787	8	45506143	141691250			24.91	10.5	59726813	80837881				14.211
	HESCOM	686181371	235469503	921650874	11	101381596	292560107			31.74	10.5	96773342	115423306				12.524
	MESCOM	337925527	-57051283	280874244	13	36513652	76297375			27.16	10.5	29491796	54360843				19.354
	CESC	351850167	-120604443	231245724	12	27749487	81404374			35.20	10.5	24280801	71089120				30.742
Dec-21	BESCOM	2183155202	-87673721	2095481481	12	251457778	367005065			17.51	10.5	220025556	385849479				18.413
	GESCOM	576894900	68591946	645486846	8	51638948	145612033			22.56	10.5	67776119	93116912				14.426
	HESCOM	716192911	138863246	855056157	11	94056177	298662102			34.93	10.5	89780896	138023147				16.142
	MESCOM	372192460	-43696428	328496031	13	42704484	65196819			19.85	10.5	34492083	64132477				19.523
	CESC	429192576	-76085043	353107533	12	42372904	80412744			22.77	10.5	37076291	88654717				25.107
Oct-2021 to Dec-2021	BESCOM	6216738488	-480972783	5735765705	12	688291885	987973546	0	0	17.22	10.5	602255399	1087578886				18.961
	GESCOM	1646361450	192046739	1838408189	8	147072655	391402235	0	0	21.29	10.5	193032860	281002554				15.285
	HESCOM	1985797586	781727152	2767524738	11	304427721	736110283	0	0	26.60	10.5	290590097	404211899				14.606
	MESCOM	1098163212	-206054050	892109162	13	115974191	212033818	4189477	0	23.30	10.5	93671462	186728895				20.931
	CESC	1114237651	-286747057	827490594	12	99298871	232420602	0		28.09	10.5	86886512	253389260				30.621



 Superintending Engineer (Ele.)
 TBC, KPTCL, Bengaluru

29/8/21

RPO for BESCO, MESCOM, CESC, HESCO & GESCO for the quarter JULY-2021 to SEPTEMBER-2021 (Provisional)

Excluding procurement from hydropower during FY-2018 (Sixth Amendment) Regulations, 2018 Dtd 15.11.2018

Month	ESCOMS	Energy purchased	Energy purchased from other ESCOM	Total energy Purchased	Non - Solar					Solar							
					KERC Target for RPO in %	RPO to be met in Units	Non Solar Energy Purchased (PPA-GE-APPC)			RPO Achieved in %	KERC Target for RPO in %	RPO to be met in Units	Solar Energy Purchased ((PPA+SRTPV)-GE-APPC)				RPO Achieved
							PPA	Green Energy	APPC				in %	in %	in Units	PPA	
				in units	in %	in Units	PPA	Green Energy	APPC	in %	in %	in Units	PPA	Solar Roof top Energy	Green Energy	APPC	in %
July-21	BESCO	2084882528	-179361486	1905521042	12	228662525	572489309			30.04	10.5	200079709	373381399				19.595
	GESCO	578078605	-78946603	499132002	8	39930560	246695506			49.42	10.5	52408860	91055124				18.243
	HESCO	511582197	223012488	734594685	11	80805415	380712136			51.83	10.5	77132442	129092720				17.573
	MESCOM	334897490	-75248125	259649366	13	33754418	107790075			41.51	10.5	27263183	58925642				22.694
	CECSC	126556648	110543726	237100374	12	28452045	66972780			28.25	10.5	24895539	84670912				35.711
Aug-21	BESCO	2210035818	-262996771	1947039047	12	233644686	399292031			20.51	10.5	204439100	367925605				18.897
	GESCO	577069013	54298982	631367995	8	50509440	193030914			30.57	10.5	66293639	95363628				15.104
	HESCO	597615591	354118619	951734210	11	104690763	259595734			27.28	10.5	99932092	139050257				14.610
	MESCOM	399951277	-128529712	271421565	13	35284803	102744543			37.85	10.5	28499264	61977405				22.834
	CECSC	272375277	-16891119	255484159	12	30658099	84810696			33.20	10.5	26825837	88658917				34.702
Sep-21	BESCO	2148999627	-143352729	2005646898	12	240677628	431181780			21.50	10.5	210592924	381589051				19.026
	GESCO	609653779	-84398572	525255208	8	42020417	195035904			37.13	10.5	55151797	95401387				18.163
	HESCO	570940682	283927392	854868075	11	94035488	273143117			31.95	10.5	89761148	136623237				15.982
	MESCOM	383941602	-105280370	278661232	13	36225960	99106457			35.57	10.5	29259429	61906969				22.216
	CECSC	264580483	49104279	313684762	12	37642171	90623594			28.89	10.5	32936900	87177071				27.791
JULY-2021 to SEPTEMBER-2021	BESCO	6443917973	-585710986	5858206987	12	702984838	1402963119	0	0	23.95	10.5	615111734	1122896055				19.168
	GESCO	1764801397	-109046192	1655755205	8	132460416	634762324	0	0	38.34	10.5	173854297	281820139				17.021
	HESCO	1680138470	861058499	2541196970	11	279531667	913450987	0	0	35.95	10.5	266825682	404766214				15.928
	MESCOM	1118790369	-309058207	809732162	13	105265181	309641076	0	0	38.24	10.5	85021877	182810016				22.577
	CECSC	663512409	142756886	806269295	12	96752315	242407070	0	0	30.07	10.5	84658276	260506900				32.310


 Superintending Engineer(Ele.)
 TBC, KPTCL, Bengaluru
 29/8/21

RPO for BESCOM, MESCOM, CESC, HESCOM & GESCOM for the quarter APRIL-2021 to JUNE-2021 (Provisional)

Excluding procurement from hydropower during FY-2018 (Sixth Amendment) Regulations, 2018 Dtd 15.11.2018

Month	ESCOMS	Energy purchased	Energy purchased from other ESCOM	Total energy Purchased	Non - Solar					Solar							
					KERC Target for RPO in %	RPO to be met in Units	Non Solar Energy Purchased (PPA-GE-APPC)			RPO Achieved in %	KERC Target for RPO in %	RPO to be met in Units	Solar Energy Purchased ((PPA+SRTPV)-GE-APPC)				RPO Achieved
							PPA	Green Energy	APPC				in %	in %	in Units	PPA	
April-21	BESCOM	2933296617	-178756650	2754539967	12	330544796	127871529			4.642	10.5	289226696	448345921				16.277
	GESCOM	718101809	-2119034	715982775	8	57278622	85784416			11.981	10.5	75178191	119265255				16.658
	HESCOM	1067002474	226938714	1293941189	11	142333531	123652574			9.556	10.5	135863825	167447468				12.941
	MESCOM	480698462	-31259775	449438687	13	58427029	26858329			5.976	10.5	47191062	77200058				17.177
	CESC	548441044	-14803256	533637788	12	64036535	15533694			2.911	10.5	56031968	109218158				20.467
May-21	BESCOM	2037073785	-11592656	2025481129	12	243057735	202435758			9.994	10.5	212675519	418705700				20.672
	GESCOM	598450633	-62191991	536258642	8	42900691	143751724			26.806	10.5	56307157	118515560				22.100
	HESCOM	820346768	170317736	990664504	11	108973095	210395557			21.238	10.5	104019773	167071476				16.865
	MESCOM	348740363	-88762501	259977862	13	33797122	34716681			13.354	10.5	27297676	77401564				29.772
	CESC	385496796	-7770588	377726207	12	45327145	21532709			5.701	10.5	39661252	107357421				28.422
June-21	BESCOM	2017184180	-62241417	1954942763	12	234593132	423237146			21.650	10.5	205268990	407379064				20.838
	GESCOM	606538724	-116935920	489602804	8	39168224	215972796			44.112	10.5	51408294	103880756				21.217
	HESCOM	673007238	133708429	806715667	11	88738723	305296323			37.844	10.5	84705145	146730119				18.189
	MESCOM	334147638	-76242973	257904665	13	33527606	72051912			27.937	10.5	27079990	67406601				26.136
	CESC	259330920	121711880	381042801	12	45725136	43106922			11.313	10.5	40009494	94652355				24.840
APRIL -2021 to JUNE-2021	BESCOM	6987554582	-252590723	6734963858	12	808195663	753544433	0	0	11.189	10.5	707171205	1274430685				18.923
	GESCOM	1923091165	-181246945	1741844221	8	139347538	445508935	0	0	25.577	10.5	182893643	341661570				19.615
	HESCOM	2560356480	530964880	3091321360	11	340045350	639344454	0	0	20.682	10.5	324588743	481249063				15.568
	MESCOM	1163586462	-196265248	967321214	13	125751758	133626921	3700000	0	13.432	10.5	101568727	222008223				22.951
	CESC	1193268760	99138037	1292406796	12	155088816	80173326	0	0	6.203	10.5	135702714	311227934				24.081

Superintending Engineer(Ele.)
TBC, KPTCL, Bengaluru

29/5/22