

**KARNATAKA POWER TRANSMISSION CORPORATION LIMITED**

No: CEE/SLDC/SEE/TBC/EE-2/AEE-4/

Encl:

16837-38



Office of the  
Chief Engineer Electy,  
State Load Dispatch Centre,  
Race Course Road,  
Bangalore-560009

Date: - 2 MAR 2021

To,  
The Superintending Engineer(IT&MIS),  
KPTCL, Kaveri Bhavan,  
Bangalore

Sir/Madam,

**Sub:** Hosting of RPO data of ESCOMs for the FY-2019-20 in KPTCL website-  
reg

**Ref:** KERC (Terms and Conditions for open access)Third Amendment.

\*\*\*

With reference to the above, it is hereby requested to make arrangements to upload the RPO data of ESCOMs for the FY-2019-20 as per KPTCL norms in KPTCL website. The RPO details of ESCOMs to be uploaded are herewith enclosed for kind information and needful.

Yours faithfully

  
Chief Engineer (Electy.)  
SLDC, KPTCL.

ACEE2/  
R/3/21

Copy to:

1. Executive Engineer Ele-2 for information.

**RPO for BESCOM, MESCOM, CESC, HESCOM & GESCOM from April 2019 to Mar-2020**  
**Excluding procurement from hydropower during FY-2018(Sixth Amendment) Regulations ,2018 Dtd 15.11.18**


Month	ESCOMS	Energy purchased	Energy purchased from other ESCOM	Total energy Purchased	RPO to be met	RPO to be met	NCE Energy Purchased (Non- Solar)			RPO Achived	Solar purchase	Solar purchase	Solar Energy Purchased	Solar Roof top Energy	Solar RPO Achived
							PPA	Green Energy	APPC		Obligation to be met	Obligation to be met			
		in units			in %	in Units				in %	in %	in Units	in units	in Units	in %
2019-20 (From April 2019 to Mar-2020)	BESCOM	29523651798	1646586701	31170238499	12	3740428620	4095851417	0	0	<b>13.140</b>	7.25	2259842291	4706032639	90674231	15.389
	GESCOM	6882745950	-535324931	6347421019	8	507793682	2113618157	0	9251256	<b>33.153</b>	7.25	460188024	1255398344	10263348	19.940
	HESCOM	9885015546	-988550353	8896465192	11	978611171	3264504930	0	153046851	<b>34.974</b>	7.25	644993726	1733686317	17722871	19.687
	MESCOM	4133271547	58223506	4191495053	13	544894357	750868742	0	0	<b>17.914</b>	7.25	303883391	718843486	5725227	17.287
	CESC	4345955072	-180934921	4165020151	12	499802418	708515641	0	6320394	<b>16.859</b>	7.25	301963961	1019335483	13388206	24.795

After Adjustments from excess Solar to Non Solar As per KERC (Procurement of Energy From Renewable sources) (Sixth Amendment) Regulations ,2018 Dtd 15.11.18

ESCOMS	Excess Solar Energy	Non solar RPO Acheived
BESCOM		<b>13.14</b>
GESCOM		<b>33.15</b>
HESCOM		<b>34.97</b>
MESCOM		<b>17.91</b>
CESC		<b>16.86</b>

Solar RPO Acheived
<b>15.39</b>
<b>19.94</b>
<b>19.69</b>
<b>17.29</b>
<b>24.80</b>

Note:1. The above details are as per the Final Energy Balance Statement of 2019-20.

  
 Superintending Engineer(Ele.)  
 TBC, KPTCL, Bengaluru

**RPO for BESCO, MESCOM, CESC, HESCO & GESCO from April 2019 to Mar-2020**  
**Excluding procurement from hydropower during FY-2018(Sixth Amendment) Regulations ,2018 Dtd 15.11.18**

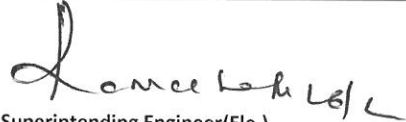
Month	ESCOMS	Energy purchased	Energy purchased from other ESCOM	Total energy Purchased	RPO to be met	RPO to be met	NCE Energy Purchased (Non- Solar)			RPO Achived	Solar purchase Obligation to be met	Solar purchase Obligation to be met	Solar Energy Purchased	Solar Roof top Energy	Solar RPO Achived
							PPA	Green Energy	APPC						
		in units			in %	in Units				in %	in %	in Units	in units	in Units	in %
1st Quarter	BESCO	8558732141	63590927	8622323068	12	1034678768	819669664	0	0	9.51	7.25	625118422	1175711043		13.636
	GESCO	2013842860	-293040066	1720802794	8	137664224	499113155	0	2032192	28.89	7.25	124758203	327935756		19.057
	HESCO	2793755459	-45736547	2748018912	11	302282080	683761596	0	39630735	23.44	7.25	199231371	437966211		15.938
	MESCOM	1127204900	182382274	1309587174	13	170246333	118537379	0	0	9.05	7.25	94945070	162664841		12.421
	CESC	1184531036	92803411	1277334447	12	153280134	91882440	0	172980	7.18	7.25	92606747	255278485		19.985
2nd Quarter	BESCO	5845375902	920135298	6765511199	12	811861344	1553218834	0	0	22.96	7.25	490499562	941018965		13.909
	GESCO	1596906705	-223307723	1373598982	8	109887919	764598872	0	4826260	55.31	7.25	99585926	260734969		18.982
	HESCO	2301255689	-427933045	1873322644	11	206065491	1121405779	0	63772011	56.46	7.25	135815892	363336767		19.395
	MESCOM	877943626	-207229676	670713950	13	87192813	297876204	0	0	44.41	7.25	48626761	143598577		21.410
	CESC	855789722	-61664854	794124869	12	95294984	233699954	0	4070088	28.92	7.25	57574053	194629463		24.509
3rd Quarter	BESCO	5993339771	636198369	6629538140	12	795544577	963046585	0	0	14.53	7.25	480641515	1138185056		17.168
	GESCO	1288355769	44217125	1332572894	8	106605832	388982006	0	981323	29.12	7.25	96611535	285462448		21.422
	HESCO	1930358476	-404919865	1525438610	11	167798247	681810096	0	28608096	42.82	7.25	110594299	412889870		27.067
	MESCOM	866910335	-80193761	786716574	13	102273155	193041545	0	0	24.54	7.25	57036952	179892296		22.866
	CESC	937270999	-195301868	741969131	12	89036296	236087185	0	1884240	31.57	7.25	53792762	234680252		31.629
4th Quarter	BESCO	9035529753	26662107	9062191861	12	1087463023	759916334	0	0	8.39	7.25	657008910	1451117575		16.013
	GESCO	1973377268	-63194268	1910183001	8	152814640	460924124	0	1411481	24.06	7.25	138488268	381265171		19.960
	HESCO	2841923051	-109960897	2731962155	11	300515837	777527460	0	21036009	27.69	7.25	198067256	519493469		19.015
	MESCOM	1255487460	163264668	1418752127	13	184437777	141413613	0	0	9.97	7.25	102859529	232687772		16.401
	CESC	1354975109	-16771611	1338203498	12	160584420	146846063	0	193086	10.96	7.25	97019754	334747283		25.015
2019-20 (From April 2019 to Mar-2020)	BESCO	29523651798	1646586701	31170238499	12	3740428620	4095851417	0	0	13.14	7.25	2259842291	4706032639	90674231	15.389
	GESCO	6882745950	-535324931	6347421019	8	507793682	2113618157	0	9251256	33.15	7.25	460188024	1255398344	10263348	19.940
	HESCO	9885015546	-988550353	8896465192	11	978611171	3264504930	0	153046851	34.97	7.25	644993726	1733686317	17722871	19.687
	MESCOM	4133271547	58223506	4191495053	13	544894357	750868742	0	0	17.914	7.25	303883391	718843486	5725227	17.287
	CESC	4345955072	-180934921	4165020151	12	499802418	708515641	0	6320394	16.86	7.25	301963961	1019335483	13388206	24.795

*Ramesh Kumar*

Superintending Engineer(Ele.)  
TBC, KPTCL, Bengaluru

**RPO for BESCOM, MESCOM, CESC, HESCOM & GESCOM for the quarter Jan- 2020 to Mar-2020**  
**Excluding procurement from hydropower during FY-2018(Sixth Amendment) Regulations ,2018 Dtd 15.11.18**

Month	ESCOMS	Energy purchased	Energy purchased from other ESCOM	Total energy Purchased	RPO to be met	RPO to be met	NCE Energy Purchased (Non- Solar)				RPO Achived	Solar purchase Obligation to be met	Solar purchase Obligation to be met	Solar Energy Purchased	Solar RPO Achived
							PPA	STOA & Section 11	Green Energy	APPC					
		in units			in %	in Units				in %	in %	in Units	in units	in %	
Jan-20	BESCOM	2864077717	88827114	2952904831	12	354348580	288655680			9.78	7.25	214085600	448739957	15.197	
	GESCOM	616764105	-6192666	610571439	8	48845715	163143062		474270	26.64	7.25	44266429	113407171	18.574	
	HESCOM+HR														
	ECS	931102377	-92159680	838942697	11	92283697	299149193		7730912	34.74	7.25	60823345	163796655	19.524	
	MESCOM	401094445	29223594	430318038	13	55941345	55481612			12.89	7.25	31198058	73703509	17.128	
	CESC	426777230	-19698361	407078868	12	48849464	62678762		193086	15.35	7.25	29513218	107312656	26.362	
Feb-20	BESCOM	2939957811	3815511	2943773322	12	353252799	271685386			9.23	7.25	213423566	479296210	16.282	
	GESCOM	635761379	-17902425	617858954	8	49428716	150765154		502842	24.32	7.25	44794774	118266062	19.141	
	HESCOM+HR														
	ECS	933358978	-38730182	894628796	11	98409168	257879191		7576081	27.98	7.25	64860588	167646585	18.739	
	MESCOM	411830404	54124350	465954753	13	60574118	51472568			11.05	7.25	33781720	75981887	16.307	
	CESC	445068738	-1307253	443761484	12	53251378	53329469			12.02	7.25	32172708	108713985	24.498	
Mar-20	BESCOM	3231494225	-65980518	3165513707	12	379861645	199575268			6.30	7.25	229499744	523081408	16.524	
	GESCOM	720851784	-39099177	681752608	8	54540209	147015908		434369	21.50	7.25	49427064	149591938	21.942	
	HESCOM+HR														
	ECS	977461697	20928965	998390662	11	109822973	220499076		5729016	21.51	7.25	72383323	188050229	18.835	
	MESCOM	442562611	79916725	522479336	13	67922314	34459433			6.60	7.25	37879752	83002375	15.886	
	CESC	483129142	4234004	487363146	12	58483577	30837832			6.33	7.25	35333828	118720642	24.360	
Jan-20 to Mar-20	BESCOM	9035529753	26662107	9062191861	12	1087463023	759916334	0	0	0	8.39	7.25	657008910	1451117575	16.013
	GESCOM	1973377268	-63194268	1910183001	8	152814640	460924124	0	0	1411481	24.06	7.25	138488268	381265171	19.960
	HESCOM	2841923051	-109960897	2731962155	11	300515837	777527460	0	0	21036009	27.69	7.25	198067256	519493469	19.015
	MESCOM	1255487460	163264668	1418752127	13	184437777	141413613	0	0	0	9.97	7.25	102859529	232687772	16.401
	CESC	1354975109	-16771611	1338203498	12	160584420	146846063	0	0	193086	10.96	7.25	97019754	334747283	25.015

  
 Superintending Engineer(Ele.)  
 TBC, KPTCL, Bengaluru

**RPO for BESCOM, MESCOM, CESC, HESCOM & GESCOM for the quarter Oct-19 to Dec-19**  
**Excluding procurement from hydropower during FY-2018(Sixth Amendment) Regulations ,2018 Dtd 15.11.18**


Month	ESCOMS	Energy purchased	Energy purchased from other ESCOM	Total energy Purchased	RPO to be met	RPO to be met	NCE Energy Purchased (Non- Solar)				RPO Achived	Solar purchase Obligation to be met	Solar purchase Obligation to be met	Solar Energy Purchased	Solar RPO Achived
							PPA	STOA & Section 11	Green Energy	APPC					
		in units			in %	in Units					in %	in %	in Units	in units	in %
Oct-19	BESCOM	1624700576	271286846	1895987422	12	227518491	251359576				13.26	7.25	137459088	347877921	18.348
	GESCOM	340853379	4774708	345628086	8	27650247	90529371			205802	26.13	7.25	25058036	93619825	27.087
	HESCOM+HRECS	482453695	-141597056	340856640	11	37494230	122621550			6973595	33.93	7.25	24712106	133292509	39.105
	MESCOM	247830098	-45521381	202308718	13	26300133	62480058				30.88	7.25	14667382	55341975	27.355
	CESC	266994619	-88943118	178051501	12	21366180	75384264			1288080	41.62	7.25	12908734	65839763	36.978
Nov-19	BESCOM	1991063300	212839642	2203902942	12	264468353	303108815				13.75	7.25	159782963	410668498	18.634
	GESCOM	420605285	38268163	458873447	8	36709876	123749537			240947	26.92	7.25	33268325	97480012	21.243
	HESCOM+HRECS	621142252	-145573170	475569082	11	52312599	217340617			9090138	43.79	7.25	34478758	142084566	29.877
	MESCOM	284948067	-38269876	246678191	13	32068165	61103547				24.77	7.25	17884169	62837703	25.474
	CESC	315928995	-67264758	248664237	12	29839708	74403612			327258	29.79	7.25	18028157	79782082	32.084
Dec-19	BESCOM	2377575895	152071881	2529647776	12	303557733	408578195				16.15	7.25	183399464	379638638	15.008
	GESCOM	526897105	1174255	528071360	8	42245709	174703098			534574	32.98	7.25	38285174	94362612	17.869
	HESCOM+HRECS	826762528	-117749639	709012888	11	77991418	341847928			12544363	46.45	7.25	51403434	137512794	19.395
	MESCOM	334132170	3597496	337729666	13	43904857	69457940				20.57	7.25	24485401	61712618	18.273
	CESC	354347385	-39093992	315253393	12	37830407	86299309			268902	27.29	7.25	22855871	89058407	28.250
Oct-19 to Dec-19	BESCOM	5993339771	636198369	6629538140	12	795544577	963046585	0	0	0	14.53	7.25	480641515	1138185056	17.168
	GESCOM	1288355769	44217125	1332572894	8	106605832	388982006	0	0	981323	29.12	7.25	96611535	285462448	21.422
	HESCOM+HRECS	1930358476	-404919865	1525438610	11	167798247	681810096	0	0	28608096	42.82	7.25	110594299	412889870	27.067
	MESCOM	866910335	-80193761	786716574	13	102273155	193041545	0	0	0	24.54	7.25	57036952	179892296	22.866
	CESC	937270999	-195301868	741969131	12	89036296	236087185	0	0	1884240	31.57	7.25	53792762	234680252	31.629

*Kanakaiah*

Superintending Engineer(Ele.)  
TBC, KPTCL, Bengaluru

**RPO for BESCOM, MESCOM, CESC, HESCOM & GESCOM for the quarter July- 19 to Sep-19**  
**Excluding procurement from hydropower during FY-2018(Sixth Amendment) Regulations ,2018 Dtd 15.11.18**

Month	ESCOMS	Energy purchased	Energy purchased from other ESCOM	Total energy Purchased	RPO to be met	RPO to be met	NCE Energy Purchased (Non- Solar)				RPO Achived	Solar purchase Obligation to be met	Solar purchase Obligation to be met	Solar Energy Purchased	Solar RPO Achived
							in units	in %	in Units	PPA					
July-19	BESCOM	2386841894	245173208	2632015103	12	315841812	552647799				21.00	7.25	190821095	311124529	11.821
	GESCOM	667506588	-131569513	535937075	8	42874966	288044091			1882017	53.39	7.25	38855438	88348074	16.485
	HESCOM+HR ECS	967077909	-153762984	813314925	11	89464642	435121948			25956779	50.31	7.25	58965332	119070841	14.640
	MESCOM	343923453	-43313091	300610361	13	39079347	99535083				33.11	7.25	21794251	44582375	14.831
	CESC	334201769	83472380	417674148	12	50120898	58925806			1408932	13.77	7.25	30281376	72137805	17.271
Aug-19	BESCOM	1731408280	372199989	2103608269	12	252432992	556260707				26.44	7.25	152511600	308721669	14.676
	GESCOM	500659814	-55982557	444677258	8	35574181	285313125			1880826	63.74	7.25	32239101	85668496	19.265
	HESCOM+HR ECS	713329820	-170064873	543264947	11	59759144	406599540			22415796	70.72	7.25	39386709	120715128	22.220
	MESCOM	263177534	-84751949	178425586	13	23195326	104971702				58.83	7.25	12935855	47982772	26.892
	CESC	239265633	-61400611	177865022	12	21343803	85031048			1241730	47.11	7.25	12895214	61116522	34.361
Sep-19	BESCOM	1727125727	302762100	2029887827	12	243586539	444310328				21.89	7.25	147166867	321172767	15.822
	GESCOM	428740303	-35755654	392984649	8	31438772	191241656			1063417	48.39	7.25	28491387	86718399	22.067
	HESCOM+HR ECS	620847961	-104105188	516742773	11	56841705	279684291			15399436	51.14	7.25	37463851	123550798	23.910
	MESCOM	270842639	-79164636	191678003	13	24918140	93369419				48.71	7.25	13896655	51033430	26.625
	CESC	282322321	-83736622	198585699	12	23830284	89743100			1419426	44.48	7.25	14397463	61375136	30.906
Jul-19 to Sep-19	BESCOM	5845375902	920135298	6765511199	12	811861344	1553218834	0	0	0	22.96	7.25	490499562	941018965	13.909
	GESCOM	1596906705	-223307723	1373598982	8	109887919	764598872	0	0	4826260	55.31	7.25	99585926	260734969	18.982
	HESCOM+HR ECS	2301255689	-427933045	1873322644	11	206065491	1121405779	0	0	63772011	56.46	7.25	135815892	363336767	19.395
	MESCOM	877943626	-207229676	670713950	13	87192813	297876204	0	0	0	44.41	7.25	48626761	143598577	21.410
	CESC	855789722	-61664854	794124869	12	95294984	233699954	0	0	4070088	28.92	7.25	57574053	194629463	24.509

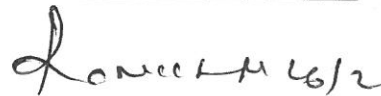


Superintending Engineer(Ele.)  
TBC, KPTCL, Bengaluru



**RPO for BESCO, MESCOM, CESC, HESCOM & GESCOM for the quarter Apr- 19 to June-19**  
**Excluding procurement from hydropower during FY-2018(Sixth Amendment) Regulations ,2018 Dtd 15.11.18**

Month	ESCOMS	Energy purchased	Energy purchased from other ESCOM	Total energy Purchased	RPO to be met	RPO to be met	NCE Energy Purchased (Non- Solar)			RPO Achived	Solar purchase Obligation to be met	Solar purchase Obligation to be met	Solar Energy Purchased	Solar RPO Achived
							PPA	Green Energy	APPC					
		in units			in %	in Units	PPA	Green Energy	APPC	in %	in %	in Units	in units	in %
April-19	BESCO	3117372917	-7528083	3109844834	12	373181380	182869162			5.880	7.25	225463750	403163142.2	12.964
	GESCOM	670412887	-73630799	596782088	8	47742567	105851227		484416	17.656	7.25	43266701	110439226	18.506
	HESCOM+H													
	RECS	940492700	-9957228	930535472	11	102358902	153126720		7857448	15.611	7.25	67463822	147896451	15.894
	MESCOM	413792461	59029280	472821741	13	61466826	33640560			7.115	7.25	34279576	54830809	11.597
	CESC	430457530	32086830	462544360	12	55505323	22918234			4.955	7.25	33534466	87603394	18.939
May-19	BESCO	2904737730	-6424266	2898313464	12	347797616	261733516			9.031	7.25	210127726	404124415	13.943
	GESCOM	707504737	-116169731	591335006	8	47306800	189791001		955733	31.934	7.25	42871788	117747197	19.912
	HESCOM+H													
	RECS	944495934	23335392	967831325	11	106461446	229196919		13280005	22.309	7.25	70167771	157405233	16.264
	MESCOM	381541452	103303399	484844851	13	63029831	37458579			7.726	7.25	35151252	57432429	11.846
	CESC	408813195	-4044794	404768400	12	48572208	36129384			8.926	7.25	29345709	90648325	22.395
June-19	BESCO	2536621495	77543276	2614164770	12	313699772	375066985			14.347	7.25	189526946	368423485	14.093
	GESCOM	635925236	-103239535	532685701	8	42614856	203470927		592043	38.086	7.25	38619713	99749332	18.726
	HESCOM+H													
	RECS	908766826	-59114710	849652115	11	93461733	301437956		18493282	33.301	7.25	61599778	132664527	15.614
	MESCOM	331870987	20049595	351920582	13	45749676	47438240	0		13.480	7.25	25514242	50401604	14.322
	CESC	345260312	64761375	410021687	12	49202602	32834822		172980	7.966	7.25	29726572	77026766	18.786
April -19 to June-19	BESCO	8558732141	63590927	8622323068	12	1034678768	819669664	0	0	9.506	7.25	625118422	1175711043	13.636
	GESCOM	2013842860	-293040066	1720802794	8	137664224	499113155	0	2032192	28.887	7.25	124758203	327935756	19.057
	HESCOM+H													
	RECS	2793755459	-45736547	2748018912	11	302282080	683761596	0	39630735	23.440	7.25	199231371	437966211	15.938
	MESCOM	1127204900	182382274	1309587174	13	170246333	118537379	0	0	9.052	7.25	94945070	162664841	12.421
	CESC	1184531036	92803411	1277334447	12	153280134	91882440	0	172980	7.180	7.25	92606747	255278485	19.985

  
 Superintending Engineer(Ele.)  
 TBC, KPTCL, Bengaluru