


RPO for BESCOM, MESCOM, CESC, HESCOM & GESCOM from APRIL 2021 to MARCH-2022  
Excluding procurement from hydropower during FY-2018 (Sixth Amendment) Regulations, 2018 Dtd 15.11.2018

Month	ESCOMS	Energy purchased	Energy purchased from other ESCOM	Total energy Purchased	Non-Solar										Solar							
					KERC Target for RPO in %	RPO to be met in Units	Non Solar Energy Purchased (PPA-GE-APPC-GTAM Sales)					RPO Achieved in %	KERC Target for RPO in %	RPO to be met in Units	Solar Energy Purchased ((PPA+S RTPV)-GE-APPC-GTAM Sales)					RPO Achieved		
							PPA	Green Energy	GTAM Sales	APPC	RPO Met Units				in %	in %	in Units	PPA	Solar Roof top Energy		Green Energy	GTAM Sales
in units	in %	in Units	PPA	Green Energy	GTAM Sales	APPC	RPO Met Units	in %	in %	in Units	PPA	Solar Roof top Energy	Green Energy	GTAM Sales	APPC	RPO Met Units	in %					
1st Quarter	BESCOM	7042215310	-302136528	6740078782	12	808809454	840634628	0	111796633		728837995	10.81	10.5	707708272	1367854743	0	55995594		1311859149	19.464		
	GESCOM	1803702143	-208678399	1595023744	8	127601899	475021188	0	139157615	2669712	333193861	20.89	10.5	167477493	341251262	0	11296844		329954418	20.686		
	HESCOM	2714908382	610343745	3325252127	11	365777734	637036501	0	213222900	40186864	383626737	11.54	10.5	349151473	480971787	0	22103299		458868488	13.800		
	MESCOM	1148014807	-177664626	970350181	13	126145524	136889110	0	15865406	0	121023704	12.47	10.5	101886769	221778142	3700000	8731557		209346585	21.574		
2nd Quarter	CESC	1492431940	78135809	1570567749	12	188468130	135169693	0	0	0	135169693	8.61	10.5	164909614	310889002	0	11900126		298988876	19.037		
	BESCOM	5993260990	-355086357	5638174633	12	676580956	1438169799	0	236614980		1201554819	21.31	10.5	592008337	1072273368	0	249417726		822855642	14.594		
	GESCOM	1412261092	-108660251	1303600841	8	104288067	651374241	0	294523873	3915597	352934771	27.07	10.5	136878088	281411009	0	50318841		231092168	17.727		
	HESCOM	2041000894	664226282	2705227177	11	297574989	921642396	0	451281335	52121431	418239630	15.46	10.5	284048854	403617296	0	98453360		305163936	11.281		
3rd Quarter	MESCOM	1047607466	-287994069	759613397	13	98749742	311595181	0	33578765	0	278016416	36.60	10.5	79759407	182207134	4601000	38892431		138713703	18.261		
	CESC	1189073288	87514394	1276587682	12	153190522	245514347	0	0	0	245514347	19.23	10.5	134041707	259508560	0	53005996		206502564	16.176		
	BESCOM	6021791953	-448826870	5572965083	12	668755810	963353878	0	117162287		846191591	15.18	10.5	585161334	1109849623	0	171091068		938758555	16.845		
	GESCOM	1479926667	219756673	1699683340	8	135974667	398208971	0	145836456	688343	251684172	14.81	10.5	178466751	286965898	0	34516810		252449088	14.853		
4th Quarter	HESCOM	2153019086	686048037	2839067123	11	312297384	736684826	0	223456491	21480163	491748172	17.32	10.5	298102048	408229495	0	67535258		340694237	12.000		
	MESCOM	1083191511	-218971436	864220075	13	112348610	231920550	0	16626864	0	215293686	24.91	10.5	90743108	185657772	4189477	26678727		154789568	17.911		
	CESC	1361091395	-238006404	1123084990	12	134770199	233228115	0	0	0	233228115	20.77	10.5	117923924	255784793	0	36360097		219424696	19.538		
	BESCOM	8582807149	-172413227	8410393923	12	1009247271	669277712	0	134641317	0	534636395	6.36	10.5	883091362	1412404154	4011735	6098722		1402293697	16.673		
2021-22 (From APRIL to MARCH-2022)	GESCOM	2178162573	-48712147	2129450427	8	170356034	401001730	0	167593285	1192070	232216375	10.90	10.5	223592295	358120607	0	1230388		356890219	16.760		
	HESCOM	3460481611	75168854	3535650465	11	388921551	859686056	0	256793180	22748835	580144041	16.41	10.5	371243299	511461942	0	2407364		509054578	14.398		
	MESCOM	1453687845	77208993	1530896839	13	199016589	130089584	119838	19107368	0	110862378	7.24	10.5	160744168	234319197	3654742	950991		229713464	15.005		
	CESC	1904936761	68747527	1973684287	12	236842114	117273199	0	0	0	117273199	5.94	10.5	207236850	320087963	3189441	1296095		315602427	15.991		
2021-22 (From APRIL to MARCH-2022)	BESCOM	27749865403	-1278462982	26471402421	12	3176568291	3911436018	0	600215217	0	3311220801	12.509	10.5	2779497254	4962381889	109790000	4011735	482603110		4585557044	17.323	
	GESCOM	6882408550	-146294124	6736114426	8	538889154	1925606130	0	747111229	8465722	1170029179	17.369	10.5	707292015	1267748776	8356075	0	97362883		1178741968	17.499	
	HESCOM	10384166471	2035786918	12419953389	11	1366194873	3155049779	0	1144753906	136537293	1873758580	15.087	10.5	1304095106	1804280520	14756498	0	190499281		1628537737	13.112	
	MESCOM	4740716116	-607421137	4133294979	13	537328347	810494426	119838	85178403	0	725196185	17.545	10.5	433995973	823962244	8214487	16145219	75253706		740777806	17.922	
CESC	5959670383	-3608675	5956061708	12	714727405	731185354	0	0	7594855	723590499	12.149	10.5	625386479	1146270318	12137000	3189441	102562314		1052655563	17.674		

  
 Superintending Engineer (Ele.)  
 TBC, KPTCL, Bengaluru  
 19/1/22



RPO for BESCOM, MESCOM, CESC, HESCOM & GESCOM for the quarter Jan- 2022 to Mar-2022  
Excluding procurement from hydropower during FY-2018(Sixth Amendment) Regulations ,2018 Dtd 15.11.18

Month	ESCOMS	Energy purchased	Energy purchased from other ESCOM	Total energy Purchased	Non Solar					Solar									
					KERC Target for RPO in %	RPO to be met	Non Solar Energy Purchased (PPA-GE-GTAM-APPC)			RPO Achived in %	KERC Target for RPO in %	RPO to be met in Units	Solar Energy Purchased ((PPA+SRTPV)-GE-GTAM-APPC)					Solar=RPO Achived	
							PPA	Green Energy	GTAM				APPC	PPA	Solar Roof top Energy	Green Energy	GTAM		APPC
		in units			in %	in Units	PPA	Green Energy	GTAM	APPC	in %	in %	in Units	PPA	Solar Roof top Energy	Green Energy	GTAM	APPC	in %
Jan-22	BESCOM	2675256949	-112290183	2562966766	12	307556012	228038279	14438544			8.334	10.5	269111510	436950657			3557832		16.910
	GESCOM	688285007	-977039	687307968	8	54984637	120316208	17972218	327490	14.843	10.5	72167337	112438254			717776		16.255	
	HESCOM	1005955835	124024598	1129980433	11	124297848	260540673	27537756	7801209	19.930	10.5	118647945	167894645			1404392		14.734	
	MESCOM	459949310	-4484789	455464521	13	59210388	42171036	2049019			8.809	10.5	47823775	76177929			554783		16.604
	CESC	616074219	-6272588	609801631	12	73176196	43865899	0			7.193	10.5	64029171	104569245			756107		17.024
Feb-22	BESCOM	2720519507	70758968	2791278476	12	334953417	225084404	81979972		5.127	10.5	293084240	479208917			2540890		17.077	
	GESCOM	708849371	-51523712	657325659	8	52586053	171561184	102043660	438439	10.509	10.5	69019194	113644094			512612		17.211	
	HESCOM	1143439638	-165346766	978092872	11	107590216	327302590	156355406	6098700	16.854	10.5	102699752	166485570			1002972		16.919	
	MESCOM	463134468	63371756	526506223	13	68445809	42868813	11634032		5.932	10.5	55283153	76343866			396208		14.425	
	CESC	600463642	82739755	683203397	12	81984408	32776792	0		4.798	10.5	71736357	104963871			539988		15.284	
Mar-22	BESCOM	3187030693	-130882012	3056148681	12	366737842	216155029	38222801		5.822	10.5	320895611	496244579			0		16.238	
	GESCOM	781028195	3788604	784816800	8	62785344	109124338	47577407	426141	7.788	10.5	82405764	132038260			0		16.824	
	HESCOM	1311086138	116491022	1427577160	11	157033488	271842793	72900018	8848926	13.316	10.5	149895602	177081727			0		12.404	
	MESCOM	530604068	18322026	548926094	13	71360392	45049736	119838	5424317		7.197	10.5	57637240	81797402		3654742	0	14.236	
	CESC	688398900	-7719640	680679259	12	81681511	40630508	0		5.969	10.5	71471322	110554847		3189441	0		15.773	
Jan-2021 to Mar-2022	BESCOM	8582807149	-172413227	8410393923	12	1009247271	669277712	0	134641317	0	6.357	10.5	883091362	1412404154		4011735	6098722		16.673
	GESCOM	2178162573	-48712147	2129450427	8	170356034	401001730	0	167593285	1192070	10.905	10.5	223592295	358120607		0	1230388		16.760
	HESCOM	3460481611	75168854	3535650465	11	388921551	859686056	0	256793180	22748835	16.408	10.5	371243299	511461942		0	2407364		14.398
	MESCOM	1453687845	77208993	1530896839	13	199016589	130089584	119838	19107368	0	7.242	10.5	160744168	234319197		3654742	950991		15.005
	CESC	1904936761	68747527	1973684287	12	236842114	117273199	0	0	208321	5.931	10.5	207236850	320087963		3189441	1296095		15.991

Superintending Engineer(Ele.)  
TBC, KPTCL, Bengaluru

09/1/23



RPO for BESCOM, MESCOM, CESC, HESCOM & GESCOM for the quarter OCTOBER-2021 to DECEMBER-2021  
Excluding procurement from hydropower during FY-2018 (Sixth Amendment) Regulations, 2018 Dtd 15.11.2018


Month	ESCOMS	Energy purchased	Energy purchased from other ESCOM	Total energy Purchased	Non Solar					Solar									
					KERC Target for RPO in %	RPO to be met in Units	Non Solar Energy Purchased (PPA-GE-GTAM-APPC)			RPO Achived in %	KERC Target for RPO in %	RPO to be met in Units	Solar Energy Purchased ((PPA+SRTPV)-GE-GTAM-APPC)					Solar RPO Achived	
							PPA	Green Energy	GTAM				APPC	PPA	Solar Roof top Energy	Green Energy	GTAM		APPC
		in units			in %	in Units	PPA	Green Energy	GTAM	APPC	in %	in %	in Units	PPA	Solar Roof top Energy	Green Energy	GTAM	APPC	in %
Oct-21	BESCOM	2022922751	-243192588	1779730163	12	213567620	231796573		25143974		11.611	10.5	186871667	384705323			48161616		18.910
	GESCOM	510232650	75747706	585980356	8	46878429	107647620		31297682	169015	13.001	10.5	61527937	106482283			9716377		16.514
	HESCOM	658627603	342967670	1001595273	11	110175480	148787716		47955569	4787390	9.589	10.5	105167504	150154932			19010971		13.094
	MESCOM	373230328	-104022316	269208012	13	34997042	70457430		3568259		24.847	10.5	28266841	67936199			7509981		22.446
	CESC	410756656	-71500472	339256184	12	40710742	71053781		0		20.944	10.5	35621899	93205059			10235257		24.456
Nov-21	BESCOM	1838178953	-118553940	1719625013	12	206355002	361817806		29768553		19.309	10.5	180560626	318667064			68602051		14.542
	GESCOM	460171547	64998231	525169778	8	42013582	143424293		37054076	204243	20.216	10.5	55142827	77380533			13840138		12.099
	HESCOM	732957972	210940473	943898446	11	103828829	290643899		56775748	8617783	23.864	10.5	99109337	110069574			27079480		8.792
	MESCOM	321404340	-55774585	265629755	13	34531868	76052075		4224548		27.040	10.5	27891124	49416246			10697317		14.576
	CESC	418787347	-101610180	317177167	12	38061260	81330954		0		25.642	10.5	33303603	67789085			14579237		16.776
Dec-21	BESCOM	2160690250	-87080342	2073609907	12	248833189	369739500		62249760		14.829	10.5	217729040	406477236			54327401		16.982
	GESCOM	509522470	79010736	588533205	8	47082656	147137058		77484698	315085	11.781	10.5	61795987	103103082			10960295		15.656
	HESCOM	761433511	132139893	893573404	11	98293074	297253211		118725174	8074990	19.075	10.5	93825207	148004989			21444807		14.163
	MESCOM	388556842	-59174534	329382308	13	42819700	85411045		8834057		23.249	10.5	34585142	68305327		4189477	8471429		16.894
	CESC	531547392	-64895753	466651640	12	55998197	80843380		0		17.324	10.5	48998422	94790649			11545603		17.839
Oct-2021 to Dec-2021	BESCOM	6021791953	-448826870	5572965083	12	668755810	963353878	0	117162287	0	15.184	10.5	585161334	1109849623		0	171091068		16.845
	GESCOM	1479926667	219756673	1699683340	8	135974667	398208971	0	145836456	688343	14.808	10.5	178466751	286965898		0	34516810		14.853
	HESCOM	2153019086	686048037	2839067123	11	312297384	736684826	0	223456491	21480163	17.321	10.5	298102048	408229495		0	67535258		12.000
	MESCOM	1083191511	-218971436	864220075	13	112348610	231920550	0	16626864	0	24.912	10.5	90743108	185657772		4189477	26678727		17.911
	CESC	1361091395	-238006404	1123084990	12	134770199	233228115	0	0	3121956	20.489	10.5	117923924	255784793		0	36360097		19.538

Superintending Engineer (Ele.)  
TBC, KPTCL, Bengaluru

19/11/23

RPO for BESCOM, MESCOM, CESC, HESCOM & GESCOM for the quarter JULY-2021 to SEPTEMBER-2021  
Excluding procurement from hydropower during FY-2018 (Sixth Amendment) Regulations, 2018 Dtd 15.11.2018


Month	ESCOMS	Energy purchased	Energy purchased from other ESCOM	Total energy Purchased	Non - Solar					Solar									
					KERC Target for RPO in %	RPO to be met in Units	Non Solar Energy Purchased (PPA-GE-GTAM-APPC)			RPO Achieved in %	KERC Target for RPO in %	RPO to be met in Units	Solar Energy Purchased ((PPA+SRTPV)-GE-GTAM-APPC)				RPO Achieved		
							PPA	Green Energy	GTAM				APPC	PPA	Solar Roof top Energy	Green Energy		GTAM	APPC
		in units			in %	in Units				in %	in %	in Units							
July-21	BESCOM	1928839534	-66758627	1862080908	12	223449709	582680003		107918940		25.496	10.5	195518495	369407356				64781670	16.359
	GESCOM	425431674	-86294954	339136720	8	27130938	251903367		134330904	1633112	34.187	10.5	35609356	89513471				13069394	22.541
	HESCOM	637057294	156296035	793353328	11	87268866	381573361		205827219	23810364	19.151	10.5	83302099	126866474				25571451	12.768
	MESCOM	308612165	-60140661	248471504	13	32301296	108403428		15315111		37.464	10.5	26089508	57969513				10101594	19.265
	CESC	344231479	56898207	401129686	12	48135562	68075836		0		16.971	10.5	42118617	83265154				13767333	17.326
Aug-21	BESCOM	2085546190	-225050656	1860495534	12	223259464	412315601		70103424		18.394	10.5	195352031	372659279				66083327	16.478
	GESCOM	470060948	72651390	542712338	8	43416987	199614055		87260460	1154667	20.489	10.5	56984796	95776373				13331997	15.191
	HESCOM	722478811	284622506	1007101317	11	110781145	267034766		133703989	13302932	11.918	10.5	105745638	139139405				26085257	11.226
	MESCOM	377180400	-125712070	251468330	13	32690883	104101006		9948594		35.307	10.5	26404175	61954367				10304565	20.539
	CESC	437282044	-6511170	430770874	12	51692505	86680056		0		20.122	10.5	45230942	88625124				14043960	17.313
Sep-21	BESCOM	1978875266	-63277074	1915598191	12	229871783	443174195		58592616		20.076	10.5	201137810	330206733				118552729	11.049
	GESCOM	516768470	-95016688	421751783	8	33740143	199856819		72932509	1127818	29.827	10.5	44283937	96121164				23917450	17.120
	HESCOM	681464790	223307742	904772532	11	99524978	273034269		111750127	15008135	16.167	10.5	95001116	137611417				46796652	10.037
	MESCOM	361814900	-102141337	259673563	13	33757563	99090747		8315060		34.958	10.5	27265724	62283254			4601000	18486272	15.094
	CESC	407559765	37127357	444687122	12	53362455	90758455		0		20.410	10.5	46692148	87618282				25194703	14.038
JULY-2021 to SEPTEMBER-2021	BESCOM	5993260990	-355086357	5638174633	12	676580956	1438169799	0	236614980	0	21.311	10.5	592008337	1072273368			0	249417726	14.594
	GESCOM	1412261092	-108660251	1303600841	8	104288067	651374241	0	294523873	3915597	27.074	10.5	136878088	281411009			0	50318841	17.727
	HESCOM	2041000894	664226282	2705227177	11	297574989	921642396	0	451281335	52121431	15.460	10.5	284048854	403617296			0	98453360	11.281
	MESCOM	1047607466	-287994069	759613397	13	98749742	311595181	0	33578765	0	36.600	10.5	79759407	182207134			4601000	38892431	18.261
	CESC	1189073288	87514394	1276587682	12	153190522	245514347	0	0	3275298	18.976	10.5	134041707	259508560			0	53005996	16.176

  
 Superintending Engineer(Ee.)  
 TBC, KPTCL, Bengaluru 19/11/23



RPO for BESCOM, MESCOM, CESC, HESCOM & GESCOM for the quarter APRIL-2021 to JUNE-2021  
Excluding procurement from hydropower during FY-2018 (Sixth Amendment) Regulations, 2018 Dtd 15.11.2018

Month	ESCOMS	Energy purchased	Energy purchased from other ESCOM	Total energy Purchased	Non - Solar						Solar									
					KERC Target for RPO in %	RPO to be met in Units	Non Solar Energy Purchased (PPA-GE-GTAM-APPC)			RPO Achieved in %	KERC Target for RPO in %	RPO to be met in Units	Solar Energy Purchased ((PPA+S RTPV)-GE-GTAM-APPC)				RPO Achieved			
							PPA	Green Energy	GTAM				APPC	PPA	Solar Roof top Energy	Green Energy		GTAM	APPC	in %
		in units			in %	in Units					in %	in %	in Units						in %	
April-21	BESCOM	2955104630	-194813381	2760291249	12	331234950	146842836		21535737		4.540	10.5	289830581	473340194				20373805		16.410
	GESCOM	701317508	-15536732	685780776	8	54862462	97144390		26806366	480136	10.187	10.5	72006981	119133506				4110318		16.773
	HESCOM	1145942131	238646515	1384588645	11	152304751	122450369		41073793	8238261	5.282	10.5	145381808	167352026				8042209		11.506
	MESCOM	477956942	-24346945	453609997	13	58969300	27357970		3056203		5.357	10.5	47629050	77120858				3176947		16.301
	CESC	628827114	-3949456	624877657	12	74985319	16283233		0		2.606	10.5	65612154	109101484				4329820		16.767
May-21	BESCOM	2057881697	-52315618	2005566079	12	240667929	236335969		33355371		10.121	10.5	210584438	439381854				10346832		21.392
	GESCOM	566701424	-68105663	498595762	8	39887661	156171331		41518728	852097	30.202	10.5	52352555	118375304				2087424		23.323
	HESCOM	842858945	225565470	1068424416	11	117526686	209937402		63616667	13029568	14.544	10.5	112184564	166975797				4084234		15.246
	MESCOM	343899948	-83398842	260501105	13	33865144	34758602		4733564		-11.078	10.5	27352616	77322165				1613412		29.063
	CESC	498267763	-21745347	476522415	12	57182690	75778415		0		15.902	10.5	50034854	107240468				2198898		22.043
June-21	BESCOM	2029228983	-55007529	1974221455	12	236906575	457455823		56905525		20.289	10.5	207293253	455132696				25274957		21.774
	GESCOM	535683211	-125036005	410647206	8	32851776	221705467		70832521	1337479	36.415	10.5	43117957	103742452				5099102		24.021
	HESCOM	726107306	146131760	872239065	11	95946297	304648730		108532440	18919035	20.315	10.5	91585102	146643965				9976856		15.669
	MESCOM	326157917	-69918839	256239079	13	33311080	74772538		8075639		26.029	10.5	26905103	67335118			3700000	3941198		23.296
	CESC	365337064	103830612	469167676	12	56300121	43108045		0		9.188	10.5	49262606	94547050				5371408		19.007
APRIL - 2021 to JUNE-2021	BESCOM	7042215310	-302136528	6740078782	12	808809454	840634628	0	111796633	0	10.813	10.5	707708272	1367854743			0	55995594		19.464
	GESCOM	1803702143	-208678399	1595023744	8	127601899	475021188	0	139157615	2669712	20.890	10.5	167477493	341251262			0	11296844		20.686
	HESCOM	2714908382	610343745	3325252127	11	365777734	637036501	0	213222900	40186864	11.537	10.5	349151473	480971787			0	22103299		13.800
	MESCOM	1148014807	-177664626	970350181	13	126145524	136889110	0	15865406	0	12.472	10.5	101886769	221778142			3700000	8731557		21.574
	CESC	1492431940	78135809	1570567749	12	188468130	135169693	0	0	989280	8.543	10.5	164909614	310889002			0	11900126		19.037

  
 Superintending Engineer (Ele.)  
 TBC, KPTCL, Bengaluru  
 19/11/23